

**Citric Acid  
and Its Inorganic Salts and Alkyl and Glycol Esters  
as Used in Cosmetics**

---

**June 9, 2011**

*All interested persons are provided 60 days from the above date to comment on this Scientific Literature Review and to identify additional published data that should be included or provide unpublished data which can be made public and included. Information may be submitted without identifying the source or the trade name of the cosmetic product containing the ingredient. All unpublished data submitted to CIR will be discussed in open meetings, will be available at the CIR office for review by any interested party and may be cited in a peer-reviewed scientific journal. Please submit data, comments, or requests to the CIR Director, Dr. F. Alan Andersen.*

The 2011 Cosmetic Ingredient Review Expert Panel members are: Chair, Wilma F. Bergfeld, M.D., F.A.C.P.; Donald V. Belsito, M.D.; Ronald A. Hill, Ph.D.; Curtis D. Klaassen, Ph.D.; Daniel Liebler, Ph.D.; James G. Marks, Jr., M.D.; Ronald C. Shank, Ph.D.; Thomas J. Slaga, Ph.D.; and Paul W. Snyder, D.V.M., Ph.D. The CIR Director is F. Alan Andersen, Ph.D. This report was prepared by Monice M. Fiume, Senior Scientific Analyst/Writer and Bart A. Heldreth, Ph.D., Chemist.

## **TABLE OF CONTENTS**

Introduction .....	1
Chemistry .....	1
Definition, Structure, Properties, and Production .....	1
Impurities/Composition .....	3
Use.....	4
Cosmetic .....	4
Non-Cosmetic .....	5
Toxicokinetics .....	5
In Vitro .....	5
Oral .....	6
Effect on Transdermal Absorption.....	6
Toxicological studies .....	6
Single Dose (Acute) Toxicity .....	6
Repeated Dose Toxicity .....	6
Oral .....	6
Intraperitoneal.....	7
Reproductive and Developmental Toxicity .....	8
Oral .....	8
In-Vitro .....	8
Spermicidal Effects.....	8
Genotoxicity .....	8
Anti-Mutagenic Effects.....	9
Carcinogenicity.....	9
Irritation and Sensitization.....	9
Skin Irritation/Sensitization .....	9
Mucosal Irritation .....	9
Case Reports .....	10
Miscellaneous studies .....	10
Effects in Skin.....	10
Lipid Bilayer Permeation .....	11
Cough Reflex .....	11
Anesthetic Effects .....	12
Information Sought.....	12
Summary .....	12
Tables .....	14
Table 1. Definitions and structures of citric acid, salt and esters .....	14
Table 2. Chemical and physical properties .....	21
Table 3. Reported functions of citric acid and its salts and esters.....	25
Table 4a. Frequency and concentration of use according to duration and type of exposure .....	26
Table 4b. Ingredients not reported to be used .....	29
Table 5. Examples of non-cosmetic uses .....	29
Table 6. Acute toxicity studies.....	30
Table 7. Genotoxicity studies.....	31
Table 8. Dermal irritation and sensitization .....	33
Table 9. Mucosal irritation studies.....	37
References .....	38

## **INTRODUCTION**

This report reviews the safety of citric acid, an  $\alpha$ -hydroxy tricarboxylic acid, as used in cosmetics. Citric acid may function in cosmetics as a chelating agent, pH adjuster, or fragrance ingredient. This report also addressed the safety of the following 12 inorganic salts, 20 alkyl esters, and 13 glycol esters of citric acid as used in cosmetics:

### **Inorganic Salts**

Aluminum Citrate  
Calcium Citrate  
Copper Citrate  
Diammonium Citrate  
Disodium Cupric Citrate  
Ferric Citrate

Magnesium Citrate  
Manganese Citrate  
Monosodium Citrate  
Potassium Citrate  
Sodium Citrate  
Zinc Citrate

### **Alkyl Mono-, Di-, and Triesters**

Isodecyl Citrate  
Isopropyl Citrate  
Stearyl Citrate  
Dilauryl Citrate  
Distearyl Citrate  
Tributyl Citrate  
Tri-C 12-13 Alkyl Citrate  
Tri-C14-15 Alkyl Citrate  
Tricaprylyl Citrate  
Triethyl Citrate

Triethylhexyl Citrate  
Trihexyldecyl Citrate  
Triisocetyl Citrate  
Triisopropyl Citrate  
Trilauryl Citrate  
Trioctyldodecyl Citrate  
Trioleyl Citrate  
Triisostearyl Citrate  
Tristearyl Citrate  
Ethyl Citrates

### **Glycol Mono-, Di-, and Triesters**

Disodium Laureth-7 Citrate  
Laureth-6 Citrate  
Laureth-7 Citrate  
Propylene Glycol Citrate  
Dilaureth-7 Citrate  
Sodium Dilaureth-7 Citrate  
PEG-5 Tricapryl Citrate

PEG-5 Trilauryl Citrate  
PEG-5 Trimyrystyl Citrate  
PEG-5 Tricetyl Citrate  
PEG-5 Tristearyl Citrate  
Trilaureth-9 Citrate  
Tripropylene Glycol Citrate

While some of the inorganic salts of citric acid may function as a pH adjuster or chelating agent, as citric acid does, these salts also have many diverse functions, including skin conditioning agent, buffering agent, cosmetic astringent, oral care agent, cosmetic biocide, or pesticide. The alkyl esters function primarily as skin conditioning agents, but a few have other possible functions, including plasticizer, solvent, and fragrance ingredient. The glycol esters of citric acid are reported to function mostly as skin conditioning agents or surfactants.

Citric acid, calcium citrate, ferric citrate, manganese citrate, potassium citrate, sodium citrate, diammonium citrate, and triethyl citrate are generally recognized as safe (GRAS) direct food additives. Therefore, the oral safety of these ingredients has been well substantiated. Since these ingredients have been shown to be safe for ingestion, this report will focus on the dermal application of these ingredients. For the other ingredients, all available data will be included.

## **CHEMISTRY**

### **Definition, Structure, Properties, and Production**

Citric acid (2-hydroxy-1,2,3-propanetricarboxylic acid), is a common metabolite of plants and animals, and is well known for its part in the Krebs cycle.<sup>1</sup> It precipitates as white, translucent crystals of monoclinic holohedra form. Citric acid

is a polyprotic,  $\alpha$ -hydroxy acid (AHA). However, citric acid can also be classified as a  $\beta$ -hydroxy acid, as two of the carboxylic acid functional groups of citric acid are two carbons removed from the hydroxy group. (Figure 1).

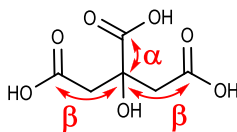


Figure 1. Citric Acid

As an AHA, the US Food and Drug Administration (FDA) recommended *Guidance for Industry: Labeling for Topically Applied Cosmetic Products Containing Alpha Hydroxy Acids as Ingredients*, from 2005,<sup>2</sup> may apply to a cosmetic product containing citric acid, and may warrant the following labeling:

*Sunburn Alert: This product contains an alpha hydroxy acid (AHA) that may increase your skin's sensitivity to the sun and particularly the possibility of sunburn. Use a sunscreen, wear protective clothing, and limit sun exposure while using this product and for a week afterwards.*

CIR has previously reviewed two AHAs, and the associated salts and esters (i.e., the report on Glycolic Acid, Ammonium, Calcium, Potassium, and Sodium Glycolates, Methyl, Ethyl, Propyl, and Butyl Glycolates, Lactic Acid, Ammonium, Calcium, Potassium, Sodium, and TEA-Lactates, and Lauryl, Myristyl, and Cetyl Lactates<sup>3</sup>). Therein, the Expert Panel concluded that those ingredients “are safe for use in cosmetic products at concentrations  $\leq 10\%$ , at final formulation pH  $\geq 3.5$ , when formulated to avoid increasing sun sensitivity or when directions for use include the daily use of sun protection. These ingredients are safe for use in salon products at concentrations  $\leq 30\%$ , at final formulation pH  $\geq 3.0$ , in products designed for brief, discontinuous use followed by thorough rinsing from the skin, when applied by trained professionals, and when application is accompanied by directions for the daily use of sun protection.”

Citric acid differs structurally from these AHAs by having three carboxylic functional groups, instead of just one. Due to these three carboxylic acid functional groups, citric acid has three different  $pK_a$ s, making it a prime buffer component. Even the most acidic of these carboxylates, the center acid functional group, is only a weak acid, with a  $pK_a$  of 3.1.

Industrial, large scale production of citric acid is accomplished, most commonly, via mycological fermentation of crude sugar stocks (e.g., molasses), historically by strains of *Aspergillus niger*.<sup>4</sup> A common problem associated with these fermentation methods is the co-synthesis of isocitric acid (*I*-hydroxy-1,2,3-propanetricarboxylic acid). However, this can be separated out via variety of crystallization techniques. Careful control of the trace element content is very important for high production.<sup>1,5</sup> While citric acid can also be extracted from citrus fruits, over 99% of the world's citric acid output is produced by microbial fermentation.<sup>5</sup> The citrate salts are produced by the same fermentation process, but are simply crystallized in the presence of appropriate alkaline solutions (e.g., citric acid can be crystallized with sodium hydroxide to produce sodium citrate). Citric acid is soluble in water and soluble in some organic liquids, with an octanol/water partitioning coefficient around -1. Citric acid, and the citrate salts, are solids.

The citrate alkyl esters and citrate glycol esters, however, vary from oily liquids (for shorter chain analogues like ethyl) to powdery solids (for longer chain analogues like stearyl). Directly dependent on chain length and degree of substitution, these esters are less soluble in water and more soluble in organic liquids, with octanol/water partitioning coefficients estimated between 1 and 12. Citrate alkyl esters are typically produced via the condensation of the appropriate alcohol (e.g., utilize butyl alcohol to produce tributyl citrate) with citric acid.<sup>6</sup> Similarly, the citrate glycol esters are

produced via the condensation of the appropriate, previously ethoxylated, alcohol (e.g., utilize laureth-9 to produce trilaureth-9 citrate) with citric acid.

The definitions and structures of the ingredients included in this review are provided in Table 1. The available physical and chemical property information is found in Table 2. Some ingredient specific methods of manufacture are:

#### ***Calcium Citrate***

Calcium citrate is prepared by neutralizing citric acid with calcium hydroxide or calcium carbonate.<sup>7</sup>

#### ***Copper Citrate***

Copper citrate is prepared by the interaction of hot aqueous solutions of copper sulfate and sodium citrate.<sup>4</sup>

#### ***Ferric Citrate***

Ferric citrate is prepared from reaction of citric acid with ferric hydroxide.<sup>8</sup> It is a compound of indefinite ratio of citric acid and iron.

#### ***Manganese Citrate***

Manganese citrate is obtained by precipitating manganese carbonate from manganese sulfate and sodium carbonate solutions.<sup>9</sup> The filtered and washed precipitate is digested first with sufficient citric acid solution to form manganous citrate and then with sodium citrate to complete the reaction.

#### ***Potassium Citrate***

Potassium citrate is manufactured by crystallizing and drying a potassium citrate solution that is prepared using a citric acid solution and potassium hydroxide.<sup>10</sup>

#### ***Zinc Citrate***

Zinc citrate is prepared from zinc carbonate and citric acid.<sup>4</sup>

#### ***Diammonium Citrate***

Diammonium citrate is prepared by partially neutralizing citric acid with ammonia.<sup>11</sup>

#### ***Triethyl Citrate***

Triethyl citrate is prepared by esterification of ethyl alcohol with citric acid.<sup>12</sup>

#### ***Tributyl Citrate***

Tributyl citrate is synthesized from *n*-butyl alcohol and citric acid.<sup>4</sup>

#### ***Triisostearyl Citrate***

Triisostearyl citrate is manufactured from isostearyl alcohol and citric acid in a proprietary esterification process, without the use of heavy metal catalysts.<sup>13</sup>

#### ***Trioctyldodecyl Citrate***

Trioctyldodecyl citrate is manufactured from octyldodecyl alcohol and citric acid in a proprietary esterification process, without the use of heavy metal catalysts.<sup>13</sup>

#### ***Laureth-7 Citrate***

Laureth-7 citrate is produced by the esterification of a fatty alcohol ethoxylate (laureth-7) with citric acid.<sup>14</sup>

### **Impurities/Composition**

#### ***Citric Acid***

Citric acid anhydrous, USP/FCC (US Pharmacopeia/Food Chemicals Codex), contains a maximum of 0.5% water, 0.015% sulfate, 0.036% w/w oxalic acid, 5.0 ppm heavy metals, and 0.5 ppm lead.<sup>15</sup>

### ***Potassium Citrate***

Potassium citrate, USP/FCC, contains a maximum of 10 ppm heavy metals and 2 ppm of lead.<sup>16</sup>

### ***Stearyl Citrate***

Commercially available stearyl citrate is composed of 10-15% monostearyl, 70-80% distearyl, and 10-15% tristearyl derivatives.<sup>17</sup>

### ***Isopropyl Citrate***

Commercially available isopropyl citrate is composed of 65-80% monoisopropyl, 15-30% diisopropyl, and 5-10% triisopropyl citrate.<sup>17</sup>

### ***Triisostearyl Citrate***

According to one supplier, triisostearyl citrate is supplied as >90% triisostearyl citrate.<sup>13</sup> Impurities include residual isostearyl alcohol (<10%) and citric acid (<0.5%).

### ***Trioctyldodecyl Citrate***

According to one supplier, trioctyldodecyl citrate is supplied as ~100% trioctyldodecyl citrate.<sup>13</sup> Impurities include<sup>18</sup> residual octyldodecyl alcohol (<5%) and citric acid.

### ***Laureth-7 Citrate***

According to one supplier, approximately 0.05% of a mixture of tocopherol and hydrogenated palm glycerides citrate, included as an antioxidant, may be present in laureth-7 citrate.<sup>14</sup> Laureth-7 citrate may also contain 7% (max.) citric acid. No residual preservatives or solvents are reported to be present.

## **USE**

### **Cosmetic**

Citric acid is reported to function in cosmetics as a chelating agent, pH adjuster, or fragrance ingredient.<sup>18</sup> Some of the inorganic salts of citric acid may function as a pH adjuster or chelating agent; these salts also have many diverse functions, including skin conditioning agent, buffering agent, cosmetic astringent, oral care agent, cosmetic biocide, or pesticide. The alkyl esters function primarily as skin conditioning agents, but a few of these have other possible functions, including plasticizer, solvent, and fragrance ingredient. The glycol esters of citric acid are reported to function mostly as skin conditioning agents or surfactants. The various cosmetic functions of these ingredients are provided in Table 3; some ingredients have more than one possible function.

Voluntary Cosmetic Registration Program (VCRP) data obtained from the FDA in 2011,<sup>19</sup> and concentration of use information received in response to a survey conducted by the Personal Care Products Council (Council),<sup>20-22</sup> indicate that 24 of the 46 citrates named in this report are currently used in cosmetic formulations. Citric acid is used in almost every category of cosmetic ingredients, with 6795 reported uses<sup>19</sup> at concentrations up to 39%.<sup>21</sup> Sodium, tributyl, and triethyl citrate are reported to be used in 980, 331, and 244 cosmetic formulations, respectively.<sup>19</sup> All other in-use ingredients have less than 50 uses. The ingredient with the highest concentration of use is triisostearyl citrate; it is used at up to 80% in lipstick formulations.<sup>21</sup> Trioctyldodecyl citrate is used at up to 30% in leave-on formulations; it is used at up to 21% in products applied to the eye area and 19% in lipstick formulations. Tricaprylyl citrate is used at up to 27% in leave-on formulations, and all other in-use ingredients are used at ≤12%.

Frequency and concentration of use data are provided in Table 4a. The ingredients not in use, according to the VCRP and Council survey, are listed in Table 4b.

Products containing citric acid and some of its salts and esters may be applied to baby skin, used near the eye area or mucous membranes, or could possibly be ingested or inhaled. Since some of these ingredients are reported to be in

products that could be inhaled, effects on the lungs that may be induced by aerosolized products containing these ingredients are of concern. The particle size of aerosol hair sprays and in pump hair sprays is around 38  $\mu\text{m}$  and  $>80 \mu\text{m}$ , respectively, and is large compared to respirable particle sizes ( $\leq 10 \mu\text{m}$ ). Therefore, because of their size, most aerosol particles are deposited in the nasopharyngeal region and are not respirable.

All of the ingredients included in this review are listed in the European Union inventory of cosmetic ingredients.<sup>23</sup> Zinc citrate has a maximum authorized concentration of use of 1%, calculated as zinc, in finished cosmetic products.<sup>24</sup>

### **Non-Cosmetic**

The following ingredients are direct food additives with GRAS status, restricted only by good manufacturing practices: citric acid; calcium citrate; ferric citrate; manganese citrate; potassium citrate; sodium citrate; diammonium citrate; and triethyl citrate.<sup>25</sup> Additionally, the following are allowed as indirect food additives: citric acid; magnesium citrate; monosodium citrate; potassium citrate; sodium citrate; diammonium citrate; stearyl citrate; isopropyl citrate; distearyl citrate; triethyl citrate; tributyl citrate; tristearyl citrate.<sup>26</sup> Magnesium, potassium, and sodium citrate are used in over-the counter drug products.<sup>18</sup>

Examples of non-cosmetic uses of citric acid and some of the citrates are provided in Table 5.

### **TOXICOKINETICS**

*Citric acid is well absorbed and largely metabolized when administered orally; it is an intermediate in the Krebs's cycle. Oral administration of aluminum citrate to male Sprague-Dawley rats, 6 days/wk for 4 wks, resulted in a statistically significant increase in levels of aluminum in the brain in one study. In another study in which Sprague-Dawley rats were given aluminum citrate in the drinking water for 8 mos, aluminum levels were increased in other parts of the body but not in the brain. Distearyl citrate, when added to the diet of rats, was poorly absorbed, while nearly complete absorption was observed when isopropyl citrate was administered in the diet of rats.*

Orally administered citric acid is well absorbed and largely metabolized.<sup>17</sup> Exogenous and endogenous citric acid can be completely metabolized and serve as a source of energy. Citric acid is an intermediate in the Krebs (or tricarboxylic acid) cycle.<sup>27</sup> Citric acid completes the breakdown of pyruvate, formed from glucose through glycolysis, and it liberates carbon dioxide. Approximately 2 kg of citric acid are formed and metabolized every day in humans. Citrate is thought to be freely filterable at the glomerulus of the kidney, and 65-90% of filtered citrate is reabsorbed in humans.<sup>28</sup> Ten to 35% of filtered citrate is excreted in the urine. The normal blood citrate level in humans is approximately 25 mg/l.<sup>29</sup>

### **In Vitro**

#### ***Trihexyl Citrate***

Trihexyl citrate is not a cosmetic ingredient. This information is presented because trihexyl citrate's structural similarity to cosmetic ingredients included in this review may provide read-across data.

Trihexyl citrate was incubated with rat serum, an intestinal cytosolic fraction, and a liver cytosolic fraction obtained from Sprague-Dawley rats to determine the hydrolysis of trihexyl citrate in each of these preparations.<sup>30</sup> Dimethyl sulfoxide (DMSO) was used as the vehicle; the volume of DMSO did not exceed 1% of the total volume of the incubation medium. A concentration of 50 nmol/l was used with all three preparations; a concentration of 1000 nmol/l was also used with rat serum. In rat serum, at concentrations of 50 and 1000 nmol/l, the half-life of trihexyl citrate hydrolysis was 4 and 90 min, respectively. Hexanol was produced as a product of hydrolysis. Dihexyl citrate is formed as an intermediate. Hydrolysis was concentration dependent, being faster at lower concentrations. Hydrolysis did not occur with 5  $\mu\text{mol/ml}$  of serum. Hydrolysis in the rat intestinal and rat liver preparations proceeded much slower than in the serum. The half-life of hydrolysis for 50 nmol/ml trihexyl citrate in the rat liver cytosolic fraction was 1.2 min. (The half-life was not given for the intestinal fraction.)

## **Oral**

### ***Aluminum Citrate***

Male Sprague-Dawley rats were gavaged with 100 mg aluminum/kg bw, as aluminum citrate, 6 days/wk for 4 wks.<sup>31</sup> A control group was given tap water. Half of the animals were killed at the termination of dosing; the remaining animals were killed after a 5-wk non-treatment period. The levels of aluminum in the brain were statistically significantly increased after 4 wks of dosing with aluminum citrate, and there was no major difference between the animals killed at the termination of dosing or 5 wks later.

Ten female Sprague-Dawley rats were given drinking water with 80 mmol/l aluminum citrate for 8 mos; a control group of 8 rats was given untreated water.<sup>32</sup> After 8 mos of dosing, aluminum concentrations were statistically significantly increased in bone, the spleen, liver, and kidneys, but not the brains, of treated animals.

### ***Distearyl Citrate***

Stearyl citrate is hydrolyzed readily to stearyl alcohol and citric acid in dogs, and to a lesser extent, in rats.<sup>33</sup> Stearyl citrate, predominantly as distearyl citrate, was added to the feed of rats at a concentration of 2.5-10%.<sup>17</sup> Stearyl citrate was poorly absorbed. (Additional details were not provided.)

### ***Isopropyl Citrate***

Isopropyl citrate, mostly as the monoisopropyl ester, was administered in the diet of 6 rats in a mono- and diglycerides vehicle at concentrations of  $\leq 10\%$ .<sup>17</sup> Isopropyl citrate was nearly completely absorbed. (Additional details were not provided.)

## **Effect on Transdermal Absorption**

### ***Triethyl Citrate***

Triethyl citrate inhibited the transdermal absorption of viprostol, a synthetic prostaglandin E<sub>2</sub>, through the skin of male hypertensive rats.<sup>34</sup> This effect was demonstrated by the statistically significant decrease in blood radioactivity levels following the topical application of [<sup>14</sup>C]viprostol in triethyl citrate compared to those found with the use of petrolatum or silicone as the vehicle. Comparison of metabolic profiles also demonstrated slower hydrolysis of viprostol to free acid with the use of triethyl citrate as the vehicle.

## **TOXICOLOGICAL STUDIES**

The dermal LD<sub>50</sub> values for citric acid and triethyl citrate were  $>5$  g/kg in rabbits. Results of oral, inhalation, and other parenteral single-dose studies with various citrates did not indicate any notable toxic effects in mice, rats, rabbits, or dogs. Oral dosing with aluminum citrate for 6 wks did not affect the body weights of rats. Repeated oral dosing with an isostearyl citrate ester mixture or a distearyl citrate ester mixture did not have adverse effects on rats, rabbits, or dogs. Repeated oral dosing with tributyl citrate did not have an adverse effect on rats or cats.

## **Single Dose (Acute) Toxicity**

Acute toxicity studies are summarized in Table 6. Acute toxicity testing did not raise any toxicological concerns.

## **Repeated Dose Toxicity**

## **Oral**

### ***Aluminum Citrate***

In a toxicokinetics study described previously in this report, a group of 10 female Sprague-Dawley rats were given aluminum citrate in the drinking water at a concentration of 80 mmol/l for 8 mos.<sup>32</sup> Final body weights of animals of the test group were statistically significantly decreased compared to the controls. Kidney function was not affected by dosing.



### ***Isostearyl Citrate***

A 6-wk feeding study of an isopropyl citrate ester mixture, consisting of 27% isostearyl citrate, 9% diisopropyl citrate, and 2% triisostearyl citrate, in a vehicle consisting of mono- and diglycerides (1:1) of vegetable oil was performed using rats.<sup>35</sup> Male rats had an average daily intake of 0.78 g and females 0.54 g, and no adverse effects were observed. (Additional details were not provided).

Groups of 10 rats were fed diets containing 0, 0.28, 0.56, or 2.8% of the above isopropyl citrate ester mixture in the same vehicle (corresponding to 0, 0.11, 0.21, and 1.06% isopropyl citrate ester, respectively) for 2 yrs.<sup>35</sup> Again, no signs of toxicity were observed. Microscopic examination of select tissues did not reveal any test-article related changes.

Six-wk dietary and 6-wk gavage studies were performed in rabbits using the same isopropyl citrate ester mixture in the same vehicle.<sup>35</sup> Signs of toxicity was not observed in groups of 1-8 rabbits given feed containing 1.9-22.5% of the isopropyl citrate ester mixture or in groups of 1-3 rabbits gavaged daily with 0, 2.2, 4.4, or 9.2% of the isopropyl citrate ester mixture. Select tissues of the 8 high-dose males used in the feeding study were examined microscopically, and no abnormalities were found.

Groups of 2 cocker puppies and 2 adult mongrel dogs were also fed a diet containing the isopropyl citrate ester mixture in vehicle.<sup>35</sup> Adverse effects were not observed when dogs were fed a diet containing 0.06% of the test article for 12 wks.

### ***Distearyl Citrate***

A 6-wk feeding study of a distearyl citrate ester mixture, consisting of 12.5% stearyl citrate, 75% distearyl citrate, and 12.5% tristearyl citrate, was performed using rats.<sup>35</sup> Male rats had an average daily intake of 1.32 g and females 1.06 g, and no adverse effects were observed. (Additional details were not provided).

Groups of 10 rats were fed diets containing 0, 0.5, 2.0, or 10.0% of the distearyl citrate ester mixture for 2 yrs.<sup>35</sup> No signs of toxicity were observed. Microscopic examination of select tissues did not reveal any test-article related changes.

In a 6-wk dietary study in rabbits with the same distearyl citrate ester mixture, two groups of 8 rabbits were given feed containing 2 or 10 % of the mixture.<sup>35</sup> No signs of toxicity were observed. Select tissues of the rabbits of the 10% group were examined microscopically, and no abnormalities were found.

Groups of 2 cocker puppies and 2 adult mongrel dogs were also fed a diet containing the distearyl citrate ester mixture.<sup>35</sup> Adverse effects were not observed when dogs were fed a diet containing 3.0% of the test article for 12 wks.

### ***Tributyl Citrate***

Groups of three or four rats, number per sex not specified, were fed a diet containing 0, 5, or 10% tributyl citrate for 6 wks.<sup>36</sup> No effect on body weight gain was observed in the 5% group. Body weight gains in the 10% group were decreased; the decrease may have been attributable to frequent diarrhea. No effects on blood counts were reported, and no microscopic lesions were observed.

Two cats were dosed daily by gavage with 5 ml/kg tributyl citrate daily for 2 mos, and two cats were used as negative controls.<sup>36</sup> No significant effects were observed.

### **Intraperitoneal**

#### ***Tributyl Citrate***

A test group of 20 mice (sex not stated) were dosed by intraperitoneal (i.p.) injection with 580 mg/kg tributyl citrate in 3% acacia for 14 days, while a group of 20 control mice were dosed with vehicle only.<sup>37</sup> Two animals per group were killed at the end of the study. Body weight gains were decreased in the test animals, and the decrease was significant after 7 days. No significant changes in blood counts were observed, and no microscopic lesions were observed.

## **REPRODUCTIVE AND DEVELOPMENTAL TOXICITY**

Oral administration of aluminum citrate concurrent with citric acid to rats was not maternally-, embryo-, or fetotoxic; the aluminum concentration was statistically significantly increased in the liver, bone, and placenta of the test animals, but no aluminum was detected in the fetus. Oral administration of an isopropyl citrate or diisostearyl citrate ester mixture did not produce any reproductive or developmental effects in multigeneration studies.

### **Oral**

#### ***Aluminum Citrate***

A group of 20 presumed pregnant rats were dosed daily by gavage with 1064 mg/kg bw aluminum citrate and 62 mg/kg bw citric acid, concurrently, on days 6-15 of gestation, and a negative control group of 20 gravid rats received distilled water only.<sup>38</sup> All animals were killed on day 20 of gestation. The actual numbers of gravid test and control rats were 15 and 17, respectively. Administration of aluminum citrate with citric acid was not maternally-, embryo-, or fetotoxic. A statistically significant increase in the absence of xiphoides was the only skeletal variation reported. The aluminum concentration in the maternal liver, kidney, brain, bone (femur), and placenta, as well as in the whole fetus, was determined. The aluminum concentration was statistically significantly increased in the liver, bone, and placenta of the test animals compared to controls; however, no aluminum was detected in the whole fetuses of treated animals.

#### ***Isopropyl Citrate***

A multigeneration study was performed in which 5 generations of rats were fed a diet containing 0 or 2.8% of the isopropyl citrate ester mixture in vehicle (equivalent to 1.1% of isopropyl citrate esters) that was described earlier in this report.<sup>35</sup> Administration of the test article did not result in any reproductive or developmental effects or any general signs of toxicity.

#### ***Diisostearyl Citrate***

A multigeneration study was performed in which 4 generations of rats were fed a diet containing 0, 1.9, or 9.5% of the diisostearyl citrate ester mixture that was described earlier in this report.<sup>35</sup> Administration of the test article did not result in any reproductive or developmental effects or any general signs of toxicity.

### **In-Vitro**

#### ***Sodium Citrate***

The embryotoxic potential of sodium citrate was evaluated in a whole rodent embryo culture system using 9.5-day-old embryos from female Han Wistar rats without metabolic activation.<sup>39</sup> The no-effect concentration for all parameters evaluated, including crown-rump length and abnormalities, was  $>115 \mu\text{M}$  sodium citrate.

### **Spermicidal Effects**

#### ***Citric Acid***

The spermicidal effect of citric acid was determined by suspending human sperm in a solution of citric acid.<sup>40</sup> Addition of 0.1% citric acid to human sperm reduced pH and rendered sperm immotile within 30 min, while 1% was almost instantly spermicidal. The effect on sperm penetration of cervical mucus was also evaluated by adding the acid to human cervical mucus in capillary tubes. Addition of 0.01% citric acid reduced, and addition of 0.1% completely abolished, sperm penetration.

## **GENOTOXICITY**

*Citric acid and its salts and esters gave mostly negative reports in in vitro and in vivo genotoxicity tests. Exceptions were weakly positive results in in vitro and in vivo host-mediated assays with citric acid, equivocal results in an Ames test with aluminum citrate, and a weak dose-related response in a suspension test in S.*

*typhimurium TA1537 that was not reproducible. Citric acid had anti-mutagenic effects, inhibiting the mutagenicity of 4-nitro-o-phenylenediamine and sodium azide.*

Genotoxicity studies are summarized in Table 7. Citric acid and its salts and esters gave mostly negative reports in in vitro and in vivo genotoxicity tests. Exceptions were weakly positive results in in vitro and in vivo host-mediated assays with citric acid, equivocal results in an Ames test with aluminum citrate, and a weak dose-related response in a suspension test in *S. typhimurium* TA1537 that was not reproducible.

### **Anti-Mutagenic Effects**

#### ***Citric Acid***

The anti-mutagenic effect of citric acid was evaluated in an Ames test, with 4-nitro-*o*-phenylenediamine and sodium azide used as mutagens.<sup>41</sup> Using *S. typhimurium* strain TA97, concentrations of 1-1000 µg/0.1 ml/plate citric acid inhibited the mutagenicity of 20 µg/0.1 ml/plate 4-nitro-*o*-phenylenediamine by 3.54-67.72% without metabolic activation and 55.34-71.97% with metabolic activation. Using strain TA100, concentrations of 1-1000 µg/0.1 ml/plate citric acid inhibited the mutagenicity of 1.5 µg/0.1 ml/plate sodium azide by 15.47-50.65% without metabolic activation and 37.47-67.10% with metabolic activation.

### **CARCINOGENICITY**

#### ***Aluminum Citrate***

The National Toxicology Program (NTP) has planned toxicity/carcinogenicity testing for aluminum citrate.<sup>42</sup> The rationale for testing is that aluminum is listed by the EPA as a drinking water contaminant with a high health research priority.

### **IRRITATION AND SENSITIZATION**

In irritation studies in rabbits, 30% citric acid was not a primary irritant, 60% produced some erythema and edema that subsided with time, and undiluted citric acid produced mild to severe erythema and mild to moderate edema. Triethyl citrate, at concentrations up to 100%, was not an irritant in guinea pigs or rabbits, and trioctyldodecyl citrate applied neat was not a primary skin irritant in rabbits. In human studies, citric acid was not a dermal irritant at concentrations of up to 5% aq., and 20% triethyl citrate was not irritating in humans. Sodium citrate did not produce any immediate (non-immunologic contact urticaria) reactions. In sensitization testing, citric acid produced positive results in 3 of 91 patients. Triethyl citrate was a strong sensitizer in a guinea-pig maximization test, but it was not a primary irritant in human studies. Trioctyldodecyl citrate was a mild sensitizer in a local lymph node assay, but it was not an irritant or sensitizer in human studies. Tributyl citrate was not a sensitizer in animal studies. In human studies, tristearyl citrate, triisostearyl citrate, and laureth-7 citrate were not irritants or sensitizers in repeated insult patch tests. Citric acid was predicted to be a moderate/severe to severe/extreme ocular irritant in in vitro studies, and was minimally to mildly irritating at concentrations of 10 and 30%, respectively, in studies using rabbits. In in vitro studies, triisostearyl citrate was predicted to be non-irritating and laureth-7 citrate was predicted to be slightly irritating to eyes. Triethyl citrate did produce irritation in rabbit eyes, and trioctyldodecyl citrate was non-irritating.

### **Skin Irritation/Sensitization**

Non-human and human skin irritation and sensitization studies are summarized in Table 8. In non-human studies, irritation and sensitization study results varied, while no irritation or sensitization was reported in human studies.

### **Mucosal Irritation**

Mucosal irritation studies are summarized in Table 9. In Draize tests, citric acid and triethyl citrate produced some irritation and trioctyldodecyl citrate was non-irritating to rabbit eyes.

## Case Reports

### *Citric Acid*

A woman reported difficulty breathing and severe facial pain 4 h after a professionally-administered cosmetic peel procedure with a product containing 10% citric acid (and other compounds that were not identified).<sup>43</sup> The facial peel was applied for 4 h. The patient also had first and second degree burns to the face and anterior neck. Permanent facial and neck scars, but no airway pathology, resulted.

## MISCELLANEOUS STUDIES

*Citric acid increased cell renewal and epidermal thickness in human skin, and there appeared to be a greater increase at higher concentrations and/or lower pH of citric acid. Citric acid is a tussive agent. The cough reflex to citric acid is produced by irritation of the larynx and the trachea, and is thought to be mediated by receptors that are distributed mainly in the larynx and upper airways. Triethyl and tributyl citrate had an anesthetic effect in rabbit eyes.*

## Effects in Skin

### *Citric Acid*

The effect of 1M citric acid on skin cell renewal and irritation (as stinging) was determined at pHs of 3, 5, and 7.<sup>44</sup> The dansyl chloride method was used to determine skin cell renewal and irritation was evaluated subjectively as stinging in the nasal fold area; stinging was scored on a scale of 1-5 every minute for 15 min. Two mg/cm<sup>2</sup> of the citric acid test product were applied to the test area on the volar forearm of human subjects 2x/daily. The vehicle consisted of 15% ethanol (SD 40), 5% ethoxydiglycol, 5% butylene glycol, and water. Cell renewal was measured in at least 8 subjects; citric acid increased cell renewal by 16.1, 12.8, and 3% at pH 3, 5, and 7, respectively. Using a minimum of 10 subjects, the irritation scores for 1 M citric acid at pH 3, 5, and 7 were 39.4, 37.1, and 23.1, respectively.

The effect of 5% citric acid on skin cell renewal and irritation was also evaluated at the same pH levels.<sup>45</sup> Cell renewal was greater at this higher concentration; 18, 14, and 8% increases were seen with 5% citric acid at pH 3, 5, and 7, respectively. Irritation scores (as stinging) were 2.3, 2.1, and 1.1 (on a scale of 1-5) at pH 3, 5, and 7, respectively. (Details of application were not provided.)

Five male subjects participated in a 30-day study to evaluate the effects of citric acid on skin morphology.<sup>46</sup> Cream formulations containing 10, 20, or 25% citric acid were evaluated, and 0.2 ml of each cream were applied to a 2 cm x 2 cm area of the ventral forearm of each subject. A fourth site on the forearm was used as an untreated control. Occlusive patches, 3x/wk, were applied during wk 1 and non-occlusive patches, 3x/wk, were applied during wks 2-3. Open applications were made daily during wk 4. At the end of dosing, a 3 mm punch biopsy was taken from each site. Irritation was observed with the 20 and 25% formulations. (Details as to the extent of irritation was not provided, other than it was "visible"). Microscopically, an increase in viable epidermal thickness that increased with dose was observed at all dose levels, a "substantial" increase in Langerhans cells was observed with the 20 and 25% citric acid creams, and glycosaminoglycan (GAG) content was "markedly" increased at the sites dosed with 20 and 25% citric acid compared to that seen at the untreated and 10% citric acid sites.

A 20% citric acid lotion, pH 3.5, was applied twice daily for 3 mos to photodamaged skin of the forearm of 6 female subjects.<sup>47</sup> The lotion vehicle without citric acid was applied to the contralateral arms as a control. A 4-mm punch biopsy specimen was taken from each site after 3 mos of application. Application of the lotion containing citric acid produced a statistically significant increase in skin-fold thickness, with a 16.3% increase from baseline recorded. The skin fold thickness of the vehicle-treated skin decreased slightly. Viable epidermis thickness also increased in a statistically significant manner, increasing 40% as compared to untreated skin. A statistically significant increase in GAG content was evidenced by a 2.5-

fold increase in epidermal hyaluronic acid staining, a 57% increase in dermal hyaluronic acid staining, and a 66% increase in dermal chondroitin sulfate staining, as compared to skin treated with vehicle only. (While the % increase in staining was greater for chondroitin sulfate; staining for hyaluronic acid was approximately double that of chondroitin sulfate in both vehicle and citric-acid treated sites.)

Seven subjects with moderate to severe photoaged skin applied a lotion containing 25% citric acid, pH 3.5, to one forearm and a placebo lotion to the other forearm twice daily for 6 mos.<sup>48</sup> (Similar lotions containing glycolic or lactic acid were also evaluated.) Skin thickness measurements were performed in triplicate throughout the study. The two-skin-layer thickness of the forearm treated with citric acid (and the other AHAs) increased 25%, while the thickness of the control forearm decreased 2%; the difference between the citric acid and control sites was statistically significant. (There was no statistically significant difference in skin thickness among the three AHAs tested.) Microscopically, the mean epidermal thickness of skin and the mean thickness of papillary dermis in samples of skin treated with the citric acid lotion were statistically significantly greater than controls. (Total number of samples examined microscopically not given). There was no indication of inflammation. The amount of ground substance was variably increased in the citric acid-treated samples. Collagen fibers appeared to be increased in treated skin samples, but there was not a statistically significant difference in collagen fiber density in the papillary dermis between AHA-treated and untreated sites.

It has been hypothesized that AHAs have the following mechanism of action.<sup>49</sup> In the stratum corneum, a low concentration of AHAs diminish corneocyte cohesion. In keratinocytes, AHAs stimulate epidermal proliferation, possibly by improving energy and redox status of the keratinocytes. In fibroblasts, high concentrations of AHA in an appropriate vehicle is thought to induce epidermolysis and epidermal separation, and impact the papillary dermis and reticular dermis, leading to dermal changes that include the synthesis of new collagen.

### **Lipid Bilayer Permeation**

#### ***Aluminum Citrate***

The lipid bilayer permeation of neutral aluminum citrate was determined by measuring the flux across unilamellar phospholipid vesicles, or liposomes, using two independent procedures.<sup>50</sup> The permeation of aluminum citrate was then compared to that of citric acid (as well as malic and lactic acids). Lipid bilayer permeation of 1.82 mM aluminum citrate was slow; the permeability coefficient was, at most,  $2 \times 10^{-11}$  cm/s. Comparison of permeation of aluminum citrate to the acids indicated that the flux of aluminum citrate is limited by diffusion across the water/lipid interface. (The permeability coefficient for 6.0 mM citric acid was  $3.1 \times 10^{-11}$  cm/s.)

### **Cough Reflex**

#### ***Citric Acid***

Citric acid is used as a tussive agent.<sup>51</sup> Ten human subjects were exposed to incremental doses of citric acid (10-1000 mM) using an air-driven nebulizer. Using the mean cough frequency, a statistically significant dose-response relationship was observed. Individuals had different threshold and maximum tolerable concentrations; using interpolated values, the concentration that caused five coughs was 141.3 mM citric acid. Using 10 Dunkin Hartley guinea-pigs exposed to 0.9% saline and then, 10 min later, a single challenge of 30-300 mM citric acid for 2 min, the calculated concentration producing five coughs (in 10 min) was 74.1 mM citric acid.

The cough reflex to citric acid is produced by irritation of the larynx and the trachea, and thought to be mediated by receptors that are distributed mainly in the larynx and upper airways.<sup>52</sup> In human subjects, the cough reflex was reduced with higher inspiratory flow rates as opposed to lower rates. The researchers were not able to definitively state a reason the decrease was seen, but did state an important factor may be laryngeal deposition of the aerosol.

Anesthetized guinea pigs were administered 10% w/v aq. citric acid for 1 min; airway resistance increased 79% and lung compliance decreased 68%.<sup>53</sup> In anesthetized guinea pigs in which the vagi had been cut, a 5% increase in resistance and compliance was seen following exposure to citric acid. In conscious guinea pigs exposed to a 10% w/v aq. aerosol of citric acid for 2 min using a glass nebulizer (particle size, 0.5-4  $\mu$ m), the animals coughed 1-2 times in the first 30 sec, and then a short period of hyperventilation was observed. The researchers theorized that the bronchoconstriction was due to an increase in airway resistance and involved parasympathetic innervation.

### **Anesthetic Effects**

#### ***Triethyl and Tributyl Citrate***

The corneal reflex in rabbit eyes was temporarily eliminated upon instillation of 3 drops of a 5% suspension of triethyl or tributyl citrate in 3% acacia; the number of animals used was not stated.<sup>37</sup> The anesthetic effect was confirmed by the intradermal administration of 0.1 ml of a 2% solution of triethyl or tributyl citrate into an area of the shaved back of guinea pigs; the number of animals used was not stated. Triethyl citrate resulted in insensitivity to pricking of the area for 12-20 min, while tributyl citrate produced a “deadened area” for a period greater than 2 h.

### **INFORMATION SOUGHT**

In that citric acid is an AHA, the Expert Panel might be interested in the same types of information that was focused on in the Discussion section of the report on the AHAs glycolic and lactic acids.<sup>3</sup> The areas of concern that were discussed are irritation potential, potential penetration enhancement of other ingredients, and the potential increase in sensitivity to sunlight. Additionally, dermal absorption data on citric acid and its salts and esters have not been found in the published literature. If citric acid does absorb through the skin, dermal reproductive and carcinogenicity data may be needed. If citric acid does not appreciably absorb, these data may not be crucial, but if available, they would improve the resulting safety assessment. (Please note that although certain types of information are stated above as desirable for this report, the Expert Panel may or may not ask for these types of data, and they may ask for additional types of data).

### **SUMMARY**

Citric acid is an  $\alpha$ -hydroxy tricarboxylic acid that functions in cosmetics as a chelating agent, pH adjuster, or fragrance ingredient. (Citric acid can also be classified as a  $\beta$ -hydroxy acid.) The 12 inorganic salts have many diverse functions, while the 33 alkyl and glycol esters function mostly as skin conditioning agents, although they can have other functions. Citric acid is used in almost every category of cosmetic ingredient, with 6795 reported uses<sup>19191918</sup> at concentrations up to 39%. With the exception of sodium, tributyl, and triethyl citrate, all other in-use ingredients have less than 50 uses. Triisostearyl citrate is used at up to 80% in lipstick formulations. Trioctyldecyl and tricaprylyl citrate are used at concentrations of 30 and 27%, respectively; all other in-use ingredients are used at  $\leq$ 12%.

Citric acid, calcium citrate, ferric citrate, manganese citrate, potassium citrate, sodium citrate, diammonium citrate, and triethyl citrate are GRAS direct food additives.

Citric acid is ubiquitously found in nature in virtually all organisms as an intermediate of the Krebs cycle. Orally administered citric acid is well absorbed and largely metabolized. Oral administration of aluminum citrate to male Sprague-Dawley rats, 6 days/wk for 4 wks, resulted in a statistically significant increase in levels of aluminum in the brain in one study. In another study in which Sprague-Dawley rats were given aluminum citrate in the drinking water for 8 mos, aluminum levels were increased in other parts of the body, but not in the brain. Distearyl citrate, when added to the diet of rats,

was poorly absorbed, while nearly complete absorption was observed when isopropyl citrate was administered in the diet of rats.

The dermal LD<sub>50</sub> values for citric acid and triethyl citrate were >5 g/kg in rabbits. Results of oral, inhalation, and other parenteral single-dose studies with various citrates did not indicate any notable toxic effects in mice, rats, rabbits, or dogs. Oral dosing with aluminum citrate for 6 wks did not affect the body weights of rats. Repeated oral dosing with an isostearyl citrate ester mixture or a distearyl citrate ester mixture did not have adverse effects on rats, rabbits, or dogs. Repeated oral dosing with tributyl citrate did not have an adverse effect on rats or cats.

Oral administration of aluminum citrate concurrent with citric acid to rats was not maternally-, embryo-, or fetotoxic; the aluminum concentration was statistically significantly increased in the liver, bone, and placenta of the test animals, but no aluminum was detected in the fetus. Oral administration of an isopropyl citrate or diisostearyl citrate ester mixture did not produce any reproductive or developmental effects in multigenerational studies.

Citric acid and its salts and esters gave mostly negative reports in in vitro and in vivo genotoxicity tests. Exceptions were weakly positive results in in vitro and in vivo host-mediated assays with citric acid, equivocal results in an Ames test with aluminum citrate, and a weak dose-related response in a suspension test with sodium citrate in *S. typhimurium* TA1537 that was not reproducible. Citric acid had anti-mutagenic effects, inhibiting the mutagenicity of 4-nitro-*o*-phenylenediamine and sodium azide.

In irritation studies in rabbits, 30% citric acid was not a primary irritant, 60% produced some erythema and edema that subsided with time, and undiluted citric acid produced mild to severe erythema and mild to moderate edema. Triethyl citrate, at concentrations up to 100%, was not an irritant in guinea pigs or rabbits, and trioctyldecyl citrate applied neat was not a primary skin irritant in rabbits. In human studies, citric acid was not an irritant at concentrations of up to 5% aq. or in a cream containing 10% citric acid; creams containing 20 or 25% citric acid did produce irritation in human subjects. Triethyl citrate, 20%, was not irritating in humans. Sodium citrate did not produce any immediate (non-immunologic contact urticaria) reactions.

In sensitization testing, citric acid produced positive results in 3 of 91 patients. Triethyl citrate was a strong sensitizer in a GPMT, but it was not a primary irritant in human studies. Trioctyldecyl citrate was a mild sensitizer in a LLNA, but it was not an irritant or sensitizer in human studies. Tributyl citrate was not a sensitizer in animal studies. In human studies, trisostearyl citrate, triisostearyl citrate, and laureth-7 citrate were not irritants or sensitizers in HRIPTs.

Citric acid was predicted to be a moderate/severe to severe/extreme ocular irritant in in vitro studies, and was minimally to mildly irritating at concentrations of 10 and 30%, respectively, in studies using rabbits. In in vitro studies, triisostearyl citrate was predicted to be non-irritating and laureth-7 citrate was predicted to be slightly irritating to eyes. In Draize tests, triethyl citrate did produce irritation, and trioctyldecyl citrate was non-irritating, to rabbit eyes.

Citric acid increased cell renewal and epidermal thickness in human skin, and there appeared to be a greater increase at higher concentrations and/or lower pH of citric acid. Citric acid is a tussive agent. The cough reflex to citric acid is produced by irritation of the larynx and the trachea, and is thought to be mediated by receptors that are distributed mainly in the larynx and upper airways. Triethyl and tributyl citrate had an anesthetic effect in rabbit eyes.

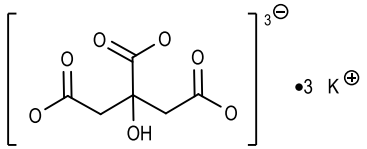
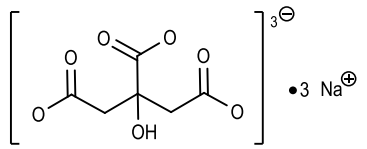
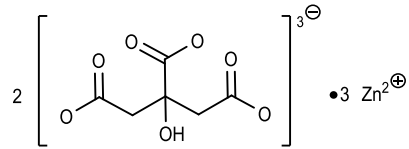
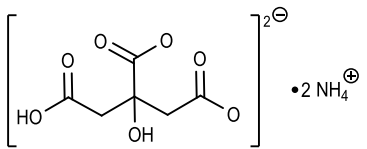
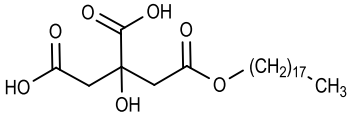
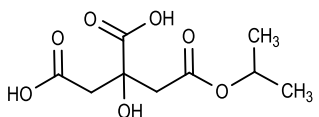
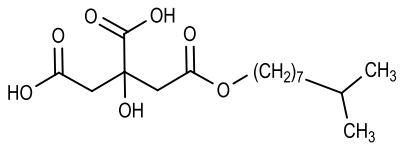
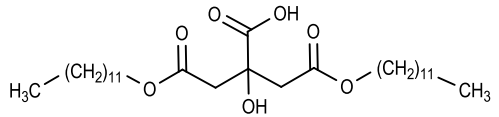
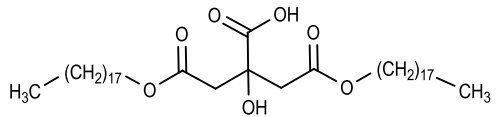
## TABLES

**Table 1. Definitions and structures of citric acid, salt and esters**

Ingredient CAS No.	Definition	Formula/structure
<b>Citric Acid and inorganic salts</b>		
Citric Acid 77-92-9 5949-29-1 [hydrate]	an $\alpha$ -hydroxy tricarboxylic acid	
Aluminum Citrate 813-92-3 31142-56-0	a complex salt of aluminum hydroxide and citric acid	
Calcium Citrate 5785-44-4	the calcium salt of citric acid	
Copper Citrate 10402-15-0 866-82-0 (hemitrihydrate)	the complex copper (II) salt of citric acid. Herein, copper complexes with the carboxylates and the hydroxyl group.	
Disodium Cupric Citrate 38218-87-0 65330-59-8	the disodium salt of the complex formed between copper (II) and citric acid. Herein, copper complexes with the hydroxyl group and one of the carboxylates.	
Ferric Citrate 2338-05-8 3522-50-7 [hydrate] 28633-45-6	the iron (III) salt of citric acid	
Magnesium Citrate 144-23-0 6150-79-4 7779-25-1	the magnesium salt of citric acid	
Manganese Citrate 10024-66-5	the manganese (II) salt of citric acid	
Monosodium Citrate 994-36-5 18996-35-5	the monosodium salt of citric acid	



**Table 1. Definitions and structures of citric acid, salt and esters**

Ingredient CAS No.	Definition	Formula/structure
Potassium Citrate 866-84-2	the tripotassium salt of citric acid	
Sodium Citrate 68-04-2 (anhydrous) 6132-04-3 (dihydrate)	the trisodium salt of citric acid	
Zinc Citrate 546-46-3	the zinc (II) salt of citric acid	
Diammonium Citrate 3012-65-5	the diammonium salt of citric acid	
<b>Alkyl Esters</b>		
<b>-Monoesters</b>		
Stearyl Citrate 1323-66-6 1337-33-3 [CAS No. is not specific to monoester]	the ester of stearyl alcohol and citric acid	
Isopropyl Citrate 39413-05-3 [CAS No. is not specific to monoester]	the ester of isopropanol and citric acid	
Isodecyl Citrate 90605-17-7 [CAS No. is not specific to monoester]	the ester of branched chain decyl alcohols and citric acid	 <p>one example of an “iso”</p>
<b>-Diesters</b>		
Dilauryl Citrate 25637-88-1	the diester of lauryl alcohol and citric acid	
Distearyl Citrate 29589-99-9	the diester of stearyl alcohol and citric acid	

**Table 1. Definitions and structures of citric acid, salt and esters**

Ingredient CAS No.	Definition	Formula/structure
<b>-Triesters</b>		
Triethyl Citrate 77-93-0	the triester of ethyl alcohol and citric acid	
Tributyl Citrate 77-94-1	the triester of butyl alcohol and citric acid	
Tricaprylyl Citrate 76414-35-2	the triester of capryl alcohol and citric acid	
Trilauryl Citrate 65277-53-4	the triester of lauryl alcohol and citric acid	
Tri-C12-13 Alkyl Citrate	the triester of C12-13 alcohols and citric acid	<p>wherein R is a 12 or 13 carbon chain</p>
Tri-C14-15 Alkyl Citrate 222721-94-0	the triester of C14-15 alcohols and citric acid	<p>wherein R is a 14 or 15 carbon chain</p>
Tristearyl Citrate 7775-50-0	the triester of stearyl alcohol and citric acid	
Triisopropyl Citrate 74592-76-0	the triester of isopropyl alcohol and citric acid	

**Table 1. Definitions and structures of citric acid, salt and esters**

Ingredient CAS No.	Definition	Formula/structure
Triethylhexyl Citrate 7147-34-4	the triester of 2-ethylhexanol and citric acid	
Trihexyldecyl Citrate	the triester of 2-hexyldecanol and citric acid.	
Triisocetyl Citrate 93385-14-9	the triester of isocetyl alcohol and citric acid	<p data-bbox="1079 1094 1312 1121">one example of an “iso”</p>
Triisostearyl Citrate 113431-54-2	the triester of isostearyl alcohol and citric acid	<p data-bbox="1079 1417 1312 1444">one example of an “iso”</p>
Trioctyldecyl Citrate 126121-35-5	the triester of 2-octyldecanol and citric acid	

**Table 1. Definitions and structures of citric acid, salt and esters**

Ingredient CAS No.	Definition	Formula/structure
Trioleyl Citrate 175831-77-3	the triester of oleyl alcohol and citric acid	$\text{CH}_3(\text{CH}_2)_7\text{CH}=\text{CH}(\text{CH}_2)_8-\text{O}-\text{C}(=\text{O})-\text{C}(\text{OH})(\text{C}(=\text{O})\text{O}(\text{CH}_2)_7\text{CH}=\text{CH}(\text{CH}_2)_8\text{CH}_3)-\text{C}(=\text{O})-\text{O}(\text{CH}_2)_7\text{CH}=\text{CH}(\text{CH}_2)_8\text{CH}_3$
Ethyl Citrates 172820-60-9	a mixture of mono-, di- and triesters of ethanol and citric acid	$\text{R}-\text{O}-\text{C}(=\text{O})-\text{C}(\text{OH})(\text{C}(=\text{O})\text{OR})-\text{C}(=\text{O})-\text{OR}$ <p>wherein R is a hydrogen atom or an ethyl group</p>
<b>Glycol Esters</b>		
<b>-Monoesters</b>		
Propylene Glycol Citrate 10444-00-4 [CAS No. is not specific to monoester]	the ester of citric acid and propylene glycol	$\text{HO}-\text{C}(=\text{O})-\text{C}(\text{OH})(\text{C}(=\text{O})\text{OH})-\text{C}(=\text{O})-\text{O}-\text{CH}_2-\text{CH}(\text{OH})-\text{CH}_3$
Laureth-6 Citrate 161756-30-5 [CAS No. is generic to any laureth-n citrate]	the ester of citric acid and laureth-6	$\text{HO}-\text{C}(=\text{O})-\text{C}(\text{OH})(\text{C}(=\text{O})\text{OH})-\text{C}(=\text{O})-\text{O}-(\text{CH}_2\text{CH}_2\text{O})_6-\text{CH}_2-\text{CH}_3$
Laureth-7 Citrate 161756-30-5 [CAS No. is generic to any laureth-n citrate]	the ester of citric acid and laureth-7	$\text{HO}-\text{C}(=\text{O})-\text{C}(\text{OH})(\text{C}(=\text{O})\text{OH})-\text{C}(=\text{O})-\text{O}-(\text{CH}_2\text{CH}_2\text{O})_7-\text{CH}_2-\text{CH}_3$
Disodium Laureth-7 Citrate	the disodium salt of the ester of citric acid and laureth-7	$\left[ \text{O}-\text{C}(=\text{O})-\text{C}(\text{OH})(\text{C}(=\text{O})\text{O}^-)-\text{C}(=\text{O})-\text{O}-(\text{CH}_2\text{CH}_2\text{O})_7-\text{CH}_2-\text{CH}_3 \right]^{2-} 2 \text{Na}^+$
<b>-Diesters</b>		
Dilaureth-7 Citrate	the diester of citric acid and laureth-7	$\text{CH}_3(\text{CH}_2)_{11}-(\text{OCH}_2\text{CH}_2)_7-\text{O}-\text{C}(=\text{O})-\text{C}(\text{OH})(\text{C}(=\text{O})\text{OH})-\text{C}(=\text{O})-\text{O}-(\text{CH}_2\text{CH}_2\text{O})_7-\text{CH}_2-\text{CH}_3$
Sodium Dilaureth-7 Citrate 134096-11-0 53421-98-8	the sodium salt of the diester of citric acid and laureth-7	$\left[ \text{CH}_3(\text{CH}_2)_{11}-(\text{OCH}_2\text{CH}_2)_7-\text{O}-\text{C}(=\text{O})-\text{C}(\text{OH})(\text{C}(=\text{O})\text{O}^-)-\text{C}(=\text{O})-\text{O}-(\text{CH}_2\text{CH}_2\text{O})_7-\text{CH}_2-\text{CH}_3 \right]^- \text{Na}^+$

**Table 1. Definitions and structures of citric acid, salt and esters**

Ingredient CAS No.	Definition	Formula/structure
<b>-Triesters</b>		
PEG-5 Tricapryl Citrate	the triester of citric acid and PEG-5 decanol alcohol	
PEG-5 Trilauryl Citrate	the triester of citric acid and PEG-5 dodecanol	
Trilaureth-9 Citrate	the triester of laureth-9 and citric acid	
PEG-5 Trimyristyl Citrate	the triester of citric acid and PEG-5 myristyl alcohol	
PEG-5 Tricetyl Citrate	the triester of citric acid and PEG-5 cetyl alcohol	

**Table 1. Definitions and structures of citric acid, salt and esters**

Ingredient	Definition	Formula/structure
CAS No.		
PEG-5 Tristearyl Citrate	the triester of citric acid and PEG-5 stearyl alcohol	
Tripropylene Glycol Citrate	a triester of propylene glycol and citric acid	

**Table 2. Chemical and physical properties**

Property	Description	Reference
<b>Citric Acid</b>		
molecular weight	192.12 monohydrate: 210.14	4
appearance and form	monoclinic holohedrism crystals monohydrate: orthorhombic crystals free-flowing, colorless, translucent crystals or as a white granular to fine powder	4 15
melting point	153°C monohydrate: ≈100°C	4
boiling point	decomposes above 175°C	27
log P	-1.198±0.396 (at 25°C)	54
log K <sub>ow</sub>	-1.75	55
vapor pressure	<0.001 mm Hg (20°C) 3.7 x 10 <sup>-9</sup> mm Hg (25°C)	56 55
solubility	solubility in water increases with temperature (from 54% w/w/ at 10°C to 84%) at 100°C; freely soluble in alcohol; very slightly soluble in ether in water: 162 g/100 ml (at 25°C); in alcohol: 59.1 g/100 ml (at 25°C) solubility in water increases with temperature from ~54 wt percentage at 10°C to ~88 wt percentage at 100°C	4 15 57
density	1.665 monohydrate: 1.542	4
pK <sub>a</sub>	pK <sub>1</sub> = 3.128; pK <sub>2</sub> = 4.761; pK <sub>3</sub> = 6.396 (25°C)	4
pH (citric acid-sodium citrate solution)	pH of water solutions with equal percentages of citric acid and sodium citrate ranged from 4.15 (0.25% each chemical) to 3.54 (15% of each chemical)	58
<b>Aluminum Citrate</b>		
density	1.5 g/cm <sup>3</sup>	4
<b>Calcium Citrate</b>		
molecular weight	498.43	4
appearance and form	fine white, odorless powder	7
solubility	soluble in 1050 parts cold water, somewhat soluble in hot water; insoluble in alcohol	4
<b>Copper Citrate</b>		
molecular weight	315.18	4
appearance and form	green or bluish-green crystalline powder; odorless	4
solubility	slightly soluble in water; soluble in ammonia, diluted acids, and cold alkali citrate solutions; freely soluble in hot alkali citrate solutions	4
<b>Ferric Citrate</b>		
appearance and form	garnet-red transparent scales or pale brown powder	4
solubility	slowly but completely soluble in cold water; readily soluble in hot water, practically insoluble in alcohol	4
<b>Magnesium Citrate</b>		
molecular weight	dibasic: 214.41 tribasic: 451.11	4
<b>Monosodium Citrate</b>		
molecular weight	214.12	59
melting point	decomposes	59
solubility	570 g/l (at 25°C); insoluble in ethanol and ether	59

**Table 2. Chemical and physical properties**

Property	Description	Reference
<b>Potassium Citrate</b>		
molecular weight	306.39 monohydrate: 324.41	4
appearance and form	monohydrate: white crystals, granules, or powder; odorless monohydrate: white coarse powder	4 16
boiling point	211°C (calculated)	55
log K <sub>ow</sub> (calculated)	-0.28	55
vapor pressure	2.09 x 10 <sup>-12</sup> mm Hg (25°C)	55
solubility	1 g dissolves slowly in 0.65 ml water; practically insoluble in alcohol monohydrate: 190 g/100 ml water (at 25°C); insoluble in alcohol and ether	4 16
stability	monohydrate: very hygroscopic; readily deliquesces in moist air	16
<b>Sodium Citrate</b>		
molecular weight	258.07 dihydrate: 294.10	4
appearance and form	dihydrate: white crystals, granules, or powder; odorless	4
melting point	anhydrous: >300°C dihydrate: 150°C	60 61
density	monohydrate: 1.814	4
log K <sub>ow</sub> (calculated)	-0.28	62
vapor pressure	2.09 x 10 <sup>-12</sup> mm Hg (25°C)	55
solubility	soluble in water, ~425 g/l (25°C) monohydrate: soluble in 1.3 parts water; insoluble in alcohol	55 4
<b>Zinc Citrate</b>		
molecular weight	574.43	4
appearance and form	powder; odorless	4
solubility	slightly soluble in water; soluble in diluted mineral acids and alkali hydroxides	4
<b>Diammonium Citrate</b>		
molecular weight	226.18	4
appearance and form	granules or crystals	4
solubility	soluble in 1 part water; slightly soluble in alcohol	4
<b>Distearyl Citrate</b>		
melting point	70-72°C	63
<b>Triethyl Citrate</b>		
molecular weight	276.29	12
appearance and form	clear, colorless, oily liquid	36
melting point	-55°C	64
boiling point	294°C	64
vapor pressure	6.4 x 10 <sup>-3</sup> mm Hg (20°C)	65
density	1.137 (20°C)	4
refractive index	1.440 -1.442 (@25°C/D)	65
solubility	6.5 g/100 ml water (25°C) 5.5 g/100 ml water (25°C); insoluble in hexane miscible with alcohol, ether	36 65 4
log K <sub>ow</sub>	1.3 (35°C) (measured) 0.33 (calculated)	12



**Table 2. Chemical and physical properties**

Property	Description	Reference
<b>Tributyl Citrate</b>		
molecular weight	360.44	4
appearance and form	colorless or pale yellow liquid; odorless	4
melting point	-20°C	4
boiling point	170°C (1 mm Hg)	36
	233°C (22 mm Hg)	4
vapor pressure	9.6 x 10 <sup>-2</sup> mm Hg (20°C)	65
density	1.045 (20°C)	4
refractive index	1.443-1.445 (@25°C/D)	65
solubility	insoluble in water; miscible with most organic liquids	4
log P (predicted)	4.324 ± 0.411 (25°C)	54
pK <sub>a</sub> (predicted)	11.3 ± 0.29 (25°C)	54
<b>Tricaprylyl Citrate</b>		
molecular weight	528.76	54
boiling point	250-255°C (6-7 mm Hg)	66
density	0.9498 g/cm <sup>3</sup>	66
log P (predicted)	10.438 ± 0.411 (25°C)	54
pK <sub>a</sub>	11.30 ± 0.29	54
<b>Trilauryl Citrate</b>		
molecular weight	697.08	54
boiling point (predicted)	675.9°C	54
density (predicted)	0.955 g/cm <sup>3</sup> (20°C)	54
log P (predicted)	16.551 (25°C)	54
pK <sub>a</sub> (predicted)	11.29 (25°C)	54
<b>Tristearyl Citrate</b>		
molecular weight	949.56	54
boiling point (predicted)	840.3°C	54
density (predicted)	0.924 g/cm <sup>3</sup> (20°C)	54
log P (predicted)	25.722 (25°C)	54
pK <sub>a</sub> (predicted)	11.29 (25°C)	54
<b>Triisopropyl Citrate</b>		
molecular weight	318.36	54
boiling point (predicted)	331°C	54
density (predicted)	1.116 g/cm <sup>3</sup> (20°C)	54
log P (predicted)	2.328 (25°C)	54
pK <sub>a</sub> (predicted)	11.69 (25°C)	54
<b>Triisostearyl Citrate</b>		
molecular weight	944	13
appearance	clear viscous liquid	67
<b>Trioctyldodecyl Citrate</b>		
molecular weight	1032	13
boiling point (predicted)	883.3°C	54
density (predicted)	0.917 g/cm <sup>3</sup> (20°C)	54
log P (predicted)	29.634 (25°C)	54
pK <sub>a</sub> (predicted)	11.25 (25°C)	54

**Table 2. Chemical and physical properties**

Property	Description	Reference
<b>Trioleyl Citrate</b>		
molecular weight	943.51	54
boiling point (predicted)	845.8°C	54
density (predicted)	0.936 g/cm <sup>3</sup> (20°C)	54
log P (predicted)	25.443 (25°C)	54
pK <sub>a</sub> (predicted)	11.28 (25°C)	54
<b>Laureth-7 Citrate</b>		
molecular weight	677	14
appearance and form	clear, slightly yellow liquid	14
acid number	130-170	14
saponification value	210-250	14
pH value (10%)	1.8-2.8	14

**Table 3. Reported functions of citric acid and its salts and esters**

pH adjuster

Citric Acid  
Calcium Citrate  
Monosodium Citrate  
Potassium Citrate  
Sodium Citrate

Chelating Agent

Citric Acid  
Diammonium Citrate  
Potassium Citrate  
Sodium Citrate

Fragrance Ingredient

Citric Acid  
Sodium Citrate  
Triethyl Citrate

Buffering Agent

Diammonium Citrate  
Potassium Citrate  
Sodium Citrate

Skin Conditioning Agent – Emollient

Dilauryl Citrate  
Distearyl Citrate  
Isodecyl Citrate  
PEG-5 Tricapryl Citrate  
PEG-5 Tricetyl Citrate  
PEG-5 Trilauryl Citrate  
PEG-5 Trimyristyl Citrate  
PEG-5 Tristearyl Citrate  
Stearyl Citrate  
Tri-C12-13 Alkyl Citrate  
Tri-C14-15 Alkyl Citrate  
Triethylhexyl Citrate  
Triisopropyl Citrate  
Trioleyl Citrate

Skin Conditioning Agent – Humectant

Propylene Glycol Citrate

Skin Conditioning Agent – Occlusive

Tricaprylyl Citrate  
Trihexyldecyl Citrate  
Triisocetyl Citrate  
Triisostearyl Citrate  
Trilauryl Citrate  
Trioctyldodecyl Citrate  
Tristearyl Citrate

Skin Conditioning Agent – Miscellaneous

Dilaureth-7 Citrate  
Ferric Citrate  
Magnesium Citrate  
Tripropylene Glycol Citrate

Surfactant Cleansing Agent

Disodium Laureth-7  
Laureth-6 Citrate  
Laureth-7 Citrate  
Sodium Dilaureth-7 Citrate  
Trilaureth-9 Citrate

Surfactant – Emulsifying Agent

Dilaureth-7 Citrate  
Disodium Laureth-7 Citrate  
PEG-5 Tricapryl Citrate  
PEG-5 Tricetyl Citrate  
PEG-5 Trilauryl Citrate  
PEG-5 Trimyristyl Citrate  
PEG-5 Tristearyl Citrate  
Trilaureth-9 Citrate

Hair Fixative

Ethyl Citrates

Plasticizer

Isodecyl Citrate  
Isopropyl Citrate  
Tributyl Citrate  
Triethyl Citrate  
Triethylhexyl Citrate

Cosmetic Astringent

Aluminum Citrate

Oral Care Agent

Zinc Citrate

Cosmetic Biocide

Zinc Citrate

Pesticide

Copper Citrate

Solvent

Isopropyl Citrate  
Tributyl Citrate

Not Reported

Disodium Cupric Citrate  
Manganese Citrate

Reference<sup>18</sup>

<b>Table 4a. Frequency and concentration of use according to duration and type of exposure</b>						
	<i># of Uses      Conc of Use (%)</i>		<i># of Uses      Conc of Use (%)</i>		<i># of Uses      Conc of Use (%)</i>	
	<b>Citric Acid</b>		<b>Aluminum Citrate</b>		<b>Diammonium Citrate</b>	
<b>Totals*</b>	<b>6795</b>	<b>0.0000005-39</b>	<b>4</b>	<b>NR</b>	<b>6</b>	<b>NR</b>
<b><i>Duration of Use</i></b>						
<i>Leave-On</i>	2851	0.0000005-35	3	NR	2	NR
<i>Rinse-Off</i>	3753	0.000002-10	1	NR	4	NR
<i>Diluted for Use</i>	191	0.3-39	NR	NR	NR	NR
<b><i>Exposure Type</i></b>						
Eye Area	580	0.0000005-2	NR	NR	1	NR
Possible Ingestion	214	0.0006-3	NR	NR	NR	NR
Inhalation	71	0.003-35	NR	NR	NR	NR
Dermal Contact	4323	0.000008-35	4	NR	2	NR
Deodorant (underarm)	22	0.000008-0.2	NR	NR	NR	NR
Hair - Non-Coloring	1945	0.0001-5	NR	NR	3	NR
Hair-Coloring	210	0.08-10	NR	NR	NR	NR
Nail	290	0.001-30	NR	NR	NR	NR
Mucous Membrane	1487	0.0002-3	NR	NR	1	NR
Bath Products	191	0.3-39	1	NR	NR	NR
Baby Products	112	0.2	NR	NR	NR	NR
	<b>Dilauryl Citrate</b>		<b>Ethyl Citrates</b>		<b>Ferric Citrate</b>	
<b>Totals*</b>	<b>1</b>	<b>NR</b>	<b>NR</b>	<b>0.5-1</b>	<b>7</b>	<b>0.5</b>
<b><i>Duration of Use</i></b>						
<i>Leave-On</i>	NR	NR	NR	NR	4	NR
<i>Rinse Off</i>	1	NR	NR	0.5-1	3	0.5
<i>Diluted for Use</i>	NR	NR	NR	NR	NR	NR
<b><i>Exposure Type</i></b>						
Eye Area	NR	NR	NR	NR	NR	NR
Possible Ingestion	NR	NR	NR	NR	NR	NR
Inhalation	NR	NR	NR	NR	NR	NR
Dermal Contact	1	NR	NR	0.5-1	5	0.5
Deodorant (underarm)	NR	NR	NR	NR	NR	NR
Hair - Non-Coloring	NR	NR	NR	NR	2	NR
Hair-Coloring	NR	NR	NR	NR	NR	NR
Nail	NR	NR	NR	NR	NR	NR
Mucous Membrane	NR	NR	NR	1	NR	0.5
Bath Products	NR	NR	NR	NR	NR	NR
Baby Products	NR	NR	NR	NR	NR	NR
	<b>Isodecyl Citrate</b>		<b>Laureth-7 Citrate</b>		<b>Magnesium Citrate</b>	
<b>Totals*</b>	<b>4</b>	<b>NR</b>	<b>1</b>	<b>NR</b>	<b>9</b>	<b>0.01-2</b>
<b><i>Duration of Use</i></b>						
<i>Leave-On</i>	4	NR	NR	NR	NR	0.01-2
<i>Rinse-Off</i>	NR	NR	1	NR	9	0.5
<i>Diluted for Use</i>	NR	NR	NR	NR	NR	NR
<b><i>Exposure Type</i></b>						
Eye Area	NR	NR	NR	NR	NR	NR
Possible Ingestion	NR	NR	NR	NR	NR	NR
Inhalation	NR	NR	NR	NR	NR	NR
Dermal Contact	4	NR	NR	NR	NR	0.01-2
Deodorant (underarm)	NR	NR	NR	NR	NR	NR
Hair - Non-Coloring	NR	NR	1	NR	9	0.5
Hair-Coloring	NR	NR	NR	NR	NR	NR
Nail	NR	NR	NR	NR	NR	NR
Mucous Membrane	NR	NR	NR	NR	NR	NR
Bath Products	NR	NR	NR	NR	NR	NR
Baby Products	NR	NR	NR	NR	NR	NR

<b>Table 4a. Frequency and concentration of use according to duration and type of exposure</b>						
	# of Uses      Conc of Use (%)		# of Uses      Conc of Use (%)		# of Uses      Conc of Use (%)	
	<b>Monosodium Citrate</b>		<b>Potassium Citrate</b>		<b>Sodium Citrate</b>	
<b>Totals*</b>	<b>16</b>	<b>0.004-5</b>	<b>8</b>	<b>0.002-0.6</b>	<b>980</b>	<b>0.000005-10</b>
<b>Duration of Use</b>						
<i>Leave-On</i>	<i>NR</i>	<i>0.004-5</i>	<i>2</i>	<i>0.002-0.5</i>	<i>587</i>	<i>0.000005-10</i>
<i>Rinse Off</i>	<i>2</i>	<i>0.8-5</i>	<i>6</i>	<i>0.002-0.6</i>	<i>386</i>	<i>0.0001-10</i>
<i>Diluted for Use</i>	<i>14</i>	<i>5</i>	<i>NR</i>	<i>NR</i>	<i>7</i>	<i>0.9</i>
<b>Exposure Type</b>						
Eye Area	NR	NR	1	NR	47	0.02-2
Possible Ingestion	NR	NR	1	0.6	7	0.003-0.4
Inhalation	NR	NR	NR	0.06-0.07	8	0.000005-0.3
Dermal Contact	16	0.004-5	5	0.002-0.5	758	0.0001-10
Deodorant (underarm)	NR	NR	NR	NR	1	0.02-0.1
Hair - Non-Coloring	NR	NR	3	0.002-0.07	206	0.000005-4
Hair-Coloring	NR	NR	NR	NR	5	0.1
Nail	NR	NR	NR	NR	2	0.08-0.5
Mucous Membrane	NR	NR	3	0.002	88	0.02-1
Bath Products	14	5	NR	NR	7	0.9
Baby Products	NR	5	NR	NR	9	NR

	<b>Stearyl Citrate</b>		<b>Tributyl Citrate</b>		<b>Tri-C12-13 Alkyl Citrate</b>	
<b>Totals*</b>	<b>23</b>	<b>0.007-12</b>	<b>331</b>	<b>0.0005-9</b>	<b>1</b>	<b>NR</b>
<b>Duration of Use</b>						
<i>Leave-On</i>	<i>1</i>	<i>0.3-12</i>	<i>35</i>	<i>0.0005-9</i>	<i>1</i>	<i>NR</i>
<i>Rinse-Off</i>	<i>22</i>	<i>0.007-2</i>	<i>267</i>	<i>0.0009-5</i>	<i>NR</i>	<i>NR</i>
<i>Diluted for Use</i>	<i>NR</i>	<i>NR</i>	<i>29</i>	<i>0.0005</i>	<i>NR</i>	<i>NR</i>
<b>Exposure Type</b>						
Eye Area	NR	1-2	NR	NR	1	NR
Possible Ingestion	NR	12	NR	NR	NR	NR
Inhalation	NR	3	6	0.0005	NR	NR
Dermal Contact	20	0.007-12	260	0.0005- <0.05	1	NR
Deodorant (underarm)	NR	3	NR	NR	NR	NR
Hair - Non-Coloring	3	1	14	NR	NR	NR
Hair-Coloring	NR	NR	55	NR	NR	NR
Nail	NR	NR	2	0.01-9	NR	NR
Mucous Membrane	7	0.007-1	204	0.0009-0.001	NR	NR
Bath Products	NR	NR	29	0.0005	NR	NR
Baby Products	NR	NR	1	NR	NR	NR

	<b>Tri-C14-15 Alkyl Citrate</b>		<b>Tricaprylyl Citrate</b>		<b>Triethyl Citrate</b>	
<b>Totals*</b>	<b>19</b>	<b>0.1-5</b>	<b>19</b>	<b>0.3-27</b>	<b>244</b>	<b>0.0008-6</b>
<b>Duration of Use</b>						
<i>Leave-On</i>	<i>19</i>	<i>0.1-5</i>	<i>16</i>	<i>0.3-27</i>	<i>215</i>	<i>0.004-6</i>
<i>Rinse-Off</i>	<i>NR</i>	<i>NR</i>	<i>3</i>	<i>0.5-0.8</i>	<i>29</i>	<i>0.0008-0.2</i>
<i>Diluted for Use</i>	<i>NR</i>	<i>NR</i>	<i>NR</i>	<i>NR</i>	<i>NR</i>	<i>NR</i>
<b>Exposure Type</b>						
Eye Area	1	3	1	3	2	0.2-0.6
Possible Ingestion	NR	NR	3	14-19	11	0.3
Inhalation	NR	NR	NR	NR	86	0.2-2
Dermal Contact	19	0.1-5	16	0.3-27	138	0.0008-6
Deodorant (underarm)	NR	NR	NR	NR	48	2
Hair - Non-Coloring	NR	NR	3	0.5-0.8	106	0.1-2
Hair-Coloring	NR	NR	NR	NR	NR	0.5
Nail	NR	NR	NR	NR	NR	NR
Mucous Membrane	NR	NR	NR	NR	7	0.2
Bath Products	NR	NR	NR	NR	NR	NR
Baby Products	NR	NR	NR	NR	NR	0.009

<b>Table 4a. Frequency and concentration of use according to duration and type of exposure</b>						
	<i># of Uses      Conc of Use (%)</i>		<i># of Uses      Conc of Use (%)</i>		<i># of Uses      Conc of Use (%)</i>	
	<b>Triethylhexyl Citrate</b>		<b>Triisocetyl Citrate</b>		<b>Triisostearyl Citrate</b>	
<b>Totals*</b>	<b>1</b>	<b>NR</b>	<b>33</b>	<b>0.6-3</b>	<b>47</b>	<b>0.3-80</b>
<b><i>Duration of Use</i></b>						
<i>Leave-On</i>	<i>1</i>	<i>NR</i>	<i>33</i>	<i>0.6-3</i>	<i>44</i>	<i>0.3-80</i>
<i>Rinse Off</i>	<i>NR</i>	<i>NR</i>	<i>NR</i>	<i>NR</i>	<i>3</i>	<i>NR</i>
<i>Diluted for Use</i>	<i>NR</i>	<i>NR</i>	<i>NR</i>	<i>NR</i>	<i>NR</i>	<i>NR</i>
<b><i>Exposure Type</i></b>						
Eye Area	NR	NR	NR	NR	1	NR
Possible Ingestion	NR	NR	7	NR	39	9-80
Inhalation	NR	NR	NR	NR	NR	NR
Dermal Contact	1	NR	33	0.6-3	44	0.3-80
Deodorant (underarm)	NR	NR	NR	NR	NR	NR
Hair - Non-Coloring	NR	NR	NR	NR	3	NR
Hair-Coloring	NR	NR	NR	NR	NR	NR
Nail	NR	NR	NR	NR	NR	NR
Mucous Membrane	NR	NR	NR	NR	NR	NR
Bath Products	NR	NR	NR	NR	NR	NR
Baby Products	NR	NR	NR	NR	NR	NR
	<b>Trioctyldodecyl Citrate</b>		<b>Tripolypropylene Glycol Citrate</b>		<b>Zinc Citrate</b>	
<b>Totals*</b>	<b>56</b>	<b>1-30</b>	<b>1</b>	<b>NR</b>	<b>9</b>	<b>0.05-2</b>
<b><i>Duration of Use</i></b>						
<i>Leave-On</i>	<i>56</i>	<i>1-30</i>	<i>1</i>	<i>NR</i>	<i>5</i>	<i>0.05</i>
<i>Rinse-Off</i>	<i>NR</i>	<i>NR</i>	<i>NR</i>	<i>NR</i>	<i>4</i>	<i>0.3-2</i>
<i>Diluted for Use</i>	<i>NR</i>	<i>NR</i>	<i>NR</i>	<i>NR</i>	<i>NR</i>	<i>NR</i>
<b><i>Exposure Type</i></b>						
Eye Area	8	5-21	NR	NR	NR	NR
Possible Ingestion	37	1-19	NR	NR	4	0.3-2
Inhalation	1	4	NR	NR	NR	NR
Dermal Contact	56	1-30	1	NR	5	0.05
Deodorant (underarm)	NR	NR	NR	NR	4	NR
Hair - Non-Coloring	NR	NR	NR	NR	NR	NR
Hair-Coloring	NR	NR	NR	NR	NR	NR
Nail	NR	NR	NR	NR	NR	NR
Mucous Membrane	NR	NR	NR	NR	4	0.3-2
Bath Products	NR	NR	NR	NR	NR	NR
Baby Products	NR	NR	NR	NR	NR	NR

\* Because each ingredient may be used in cosmetics with multiple exposure types, the sum of all exposure types may not equal the sum of total uses.

NR – no reported uses

**Table 4b. Ingredients not reported to be used**

Calcium Citrate	PEG-5 Trilauryl Citrate
Copper Citrate	PEG-5 Trimyrystyl Citrate
Citrate Dilaureth-7	PEG-5 Tristearyl Citrate
Disodium Cupric Citrate	Propylene Glycol Citrate
Disodium Laureth-7 Citrate	Sodium Dilaureth-7 Citrate
Distearyl Citrate	Trihexyldecyl Citrate
Isopropyl Citrate	Triisopropyl Citrate
Laureth-6 Citrate	Trilaureth-9 Citrate
Manganese Citrate	Trilauryl Citrate
PEG-5 Tricapryl Citrate	Trioleyl Citrate
PEG-5 Tricetyl Citrate*	Tristearyl Citrate

\*not yet included in an industry survey

**Table 5. Examples of non-cosmetic uses**

<b>Ingredient</b>	<b>Non-Cosmetic Use</b>	<b>Reference</b>
Citric Acid	used in the food, beverage, and pharmaceutical industries; active ingredient in pesticide products; manufacture of ecologically compatible detergents; chemical cleaning; metal cleaning; concrete admixtures; plasticizers; photography	1,5,15,68
Calcium Citrate	calcium fortifier in foods; anti-caking agent in dry mixes	4
Copper Citrate	as an astringent or antiseptic	4
Diammonium Citrate	determination of phosphate, especially in fertilizers	4
Potassium Citrate	as a replacement for sodium citrate in foods; as a buffering agent in foods; as a source of potassium ion in a nutritional supplement; sequestering or emulsifying agent	4,16
Sodium Citrate	anticoagulant; acidulant in beverages, confectionery, effervescent salts, powders, and tablets, pharmaceutical syrups, and elixirs; pH adjuster in food; as a synergistic oxidant; in processing cheese; in the manufacture of alkyd resins; in the manufacture of citric acid salts as a sequestering agent to remove trace metals; in electroplating; in special inks	4
Triethyl Citrate	plasticizer for cellulose derivatives and natural resins; plasticizer in pharmaceutical excipients	65,69
Tributyl Citrate	plasticizer and solvent for nitrocellulose lacquers; in polishes, inks, and similar preparations; plasticizer in pharmaceutical excipients; as an anti-foam agent	4
Zinc Citrate	used in toothpaste and mouthwash	4

**Table 6. Acute toxicity studies**

Ingredient	Animals*	No./Group	Dose	LD <sub>50</sub>	Reference
<b>DERMAL</b>					
Citric Acid	rabbits	10	5 g/kg tested	>5 g/kg	56
Triethyl Citrate	rabbits	4	not stated	>5 g/kg	12
Triethyl Citrate	guinea pig	not stated	not stated	>10 ml/kg	70
<b>ORAL</b>					
Isopropyl Citrate Esters, mostly mono- + vehicle <sup>#</sup>	rats	6M/4-11F	M: 2.1-20.7 g/kg F: 2.7-27.0 g/kg	M: >20.7 g/kg (>7.0 g/kg <sup>##</sup> ) F: 18.8 g/kg (7.2 g/kg)	35
as above, in cottonseed oil (2:1)	rats	9-10M/ 10-20 F	M: 11.1-17.2 g/kg F: 12.0-22.2 g/kg	M: >17.2 g/kg (>6.5 g/kg) F: 19.2 g/kg (7.3 g/kg)	35
7.5% Isopropyl Citrate Esters, mostly mono-, in 10% ethanol	rats	10 M	2.1-3.9 g/kg	3.7 g/kg	35
15% Isopropyl Citrate Esters, mostly mono-, in 10% ethanol	rats	10F	2.1-3.9 g/kg	2.8 g/kg	35
75% aq. Isopropyl Citrate Esters, mostly mono-,	rats	10F	2.25-5.25 g/kg	3.6 g/kg	35
Isopropyl Citrate Esters, mostly mono- + vehicle	dogs	4	12 g/kg	>12 g/kg; not fatal at this dose	35
Isopropyl Citrate Esters, mostly mono-	dogs	4	2.25 g/kg	>2.25 g/kg; not fatal at this dose	35
Stearyl Citrate Esters, predominantly distearyl <sup>@</sup>	rats	2-13M/ 2-13 F	M/F: 0.9-5.4 g/kg	M/F: >5.4 g/kg	35
20% in cottonseed oil					
Stearyl Citrate Esters, predominantly distearyl	dogs	4	5 g/kg	>5 g/kg; not fatal at this dose	35
Tributyl Citrate	rats	5	10-30 ml/kg	no deaths reported	36
Tributyl Citrate	cats	4	30-50 ml/kg	no deaths reported	36
Trioctyldodecyl Citrate	rats	10 (5/sex)	5 g/kg	no deaths reported	71
<b>INHALATION</b>					
Triethyl Citrate	rats	not stated	6-h exposure to vapor	1300-3500 ppm	70
<b>INTRAPERITONEAL</b>					
Monosodium Citrate	white mice	not stated	0.0477 M solution	7.6 mmol/kg	72
Monosodium Citrate	albino rats	not stated	0.381 M solution	6.3 mmol/kg	72
Tributyl Citrate	Swiss albino mice	not stated	chosen from a logarithmic scale	2900 mg/kg	37
<b>INTRAVENOUS</b>					
Monosodium Citrate	white mice	not stated	0.019 M; rapid administration	0.23 mmol/kg	72
Monosodium Citrate	white mice	20	0.25 M administered at rate of 1.5 mmol/min (6 ml/min)	2.01 mmol/kg	72
Monosodium Citrate	rabbits	not stated	0.477 M; administered at a rate of 0.358 mmol/min (0.75 ml/min)	1.76 mm/kg	72

\*unless it is given, the sex of the animals was not stated

<sup>#</sup> - this test material is composed of 27% isopropyl citrate, 9% diisopropyl citrate, and 2% triisopropyl citrate; when + vehicle - vehicle consisting of mono- and diglycerides (1:1) of vegetable oil

<sup>##</sup> - when available, the isopropyl citrate ester content without vehicle is given in ( )

<sup>@</sup> - the test material is composed of 12.5% stearyl citrate, 75% distearyl citrate, and 12.5% tristearyl citrate



**Table 7.** Genotoxicity studies

Concentration	Vehicle	Procedure	Test System	Results	Reference
<b>IN VITRO</b>					
<b><i>Citric Acid</i></b>					
500-2000 µg/plate	distilled water	Ames test, in triplicate; negative and positive controls	<i>S. typhimurium</i> TA97, TA98, TA100, TA104, +/- met act	negative	73
≤5000 µg/plate	phosphate buffer	Ames test	<i>S. typhimurium</i> TA92, TA94, TA98, TA100, TA1535, TA1537, +/- met act	negative	74
≤1000 µg/ml	saline	chromosome aberration assay	Chinese hamster fibroblast cells	negative	74
6-600 µg/ml	saline	cytogenetic study	human embryonic lung cultures, WI-38	negative	75
not given	saline	host-mediated assay	<i>S. typhimurium</i> TA1530, G46; <i>S. cerevisiae</i> D3	negative in <i>S. typhimurium</i> ; weakly positive in <i>S. cerevisiae</i>	75
1.0 mg/ml	not stated	RK bacterial assay; was used as a non-mutagenic control	<i>E. coli</i> CHY832	negative	76
<b><i>Aluminum Citrate</i></b>					
10-10,000 µg/plate	water	Ames test	<i>S. typhimurium</i> TA100, TA1535, TA97, TA98, TA102, TA104 +/- met act; TA1537, without met act	equivocal in TA97 w/met act	42
<b><i>Ferric Citrate</i></b>					
≤25,000 µg/plate	phosphate buffer	Ames test	<i>S. typhimurium</i> TA92, TA94, TA98, TA100, TA1535, TA1537, +/- met act	negative	74
≤500 µg/ml	sodium CMC	chromosome aberration assay	Chinese hamster fibroblast cells	negative	74
≤2 mM	not stated	DNA strand break	Chinese hamster V79 cells	no reduction in double-stranded DNA	77
<b><i>Monosodium Citrate</i></b>					
≤5000 µg/plate	phosphate buffer	Ames test	<i>S. typhimurium</i> TA92, TA94, TA98, TA100, TA1535, TA1537, +/- met act	negative	74
≤3000 µg/ml	saline	chromosome aberration assay	Chinese hamster fibroblast cells	negative	74
<b><i>Potassium Citrate</i></b>					
0.001-0.004%	DMSO	Ames test	<i>S. typhimurium</i> TA1535, TA1537, TA1538; +/- met act	negative	78
0.001-0.004% ( <i>S. typhimurium</i> ) 0.002-0.004% ( <i>S. cerevisiae</i> )	DMSO	suspension test	<i>S. typhimurium</i> TA1535, TA1537, TA1538, <i>S. cerevisiae</i> D4; +/- met act	negative	78
<b><i>Sodium Citrate (Dihydrate)</i></b>					
6.25 x 10 <sup>-4</sup> – 25 x 10 <sup>-4</sup> %	DMSO	Ames test	<i>S. typhimurium</i> TA1535, TA1537, TA1538, +/- met act	negative	79
6.25 x 10 <sup>-4</sup> – 25 x 10 <sup>-4</sup> %	DMSO	suspension test	<i>S. typhimurium</i> TA1535, TA1537, TA1538, <i>S. cerevisiae</i> D4	weak dose-related response in <i>S. typhimurium</i> TA1537 without activation, repeat trial neg; neg in <i>S. cerevisiae</i> ; negative w/activation	79
<b><i>Triethyl Citrate</i></b>					
0.4-1.6%	DMSO	Ames test	<i>S. typhimurium</i> TA1535, TA1537, TA1538; +/- met act	negative	80
0.4-1.6% ( <i>S. typhimurium</i> ) 0.425-1.7% ( <i>S. cerevisiae</i> )	DMSO	suspension test	<i>S. typhimurium</i> TA1535, TA1537, TA1538, <i>S. cerevisiae</i> D4; +/- met act	negative	80
<b><i>Tributyl Citrate</i></b>					
not given	not given	Ames test	not given	negative	81
not given	not given	chromosome aberration assay	human peripheral blood lymphocytes	negative	81

**Table 7.** Genotoxicity studies

Concentration	Vehicle	Procedure	Test System	Results	Reference
<b><i>Triisostearyl Citrate</i></b>					
10-10,000 µg/plate	ethanol	Ames test, in triplicate; negative and positive controls	<i>S. typhimurium</i> TA1535, TA1537, TA98, TA100,+/- met act	negative	82
<b><i>Laureth-7 Citrate</i></b>					
3-5000 µg/plate	deionized water	Ames test, in triplicate; negative and positive controls	<i>S. typhimurium</i> TA98, TA100,+/- met act	negative	83
<b>IN VIVO</b>					
<b><i>Citric Acid</i></b>					
1.2-120 mg/kg	saline	cytogenetic assay, oral	rats	negative	75
500, 3500 mg/kg (acute); 300, 3000 mg/kg (subacute)	saline	cytogenetic assay, oral	rats	negative	75
1.2-120 mg/kg (acute & subacute)	saline	host-mediated assay	mice	weakly positive	75
3500 mg/kg (acute & subacute)	saline	host-mediated assay	mice	neg. (acute); weakly pos. (subacute)	75
1.2-120 mg/kg	saline	dominant lethal assay	rats	sig. increase in preimplantation loss at wk 4 in high dose group	75
500, 3500 mg/kg (acute); 300, 3000 mg/kg (subacute)	saline	dominant lethal assay	rats	negative	75

Abbreviations: CMC – carboxymethyl cellulose; DMSO – dimethyl sulfoxide; met act –metabolic activation

**Table 8.** Dermal irritation and sensitization

Test Article	Concentration	Test Pop.	Procedure	Results	Reference
<b>NON-HUMAN</b>					
<b>IRRITATION</b>					
Citric Acid	30% aq.	3 NZW rabbits	Draize test, 0.5 ml applied for 4 h to intact and abraded; occlusive patch	not a primary irritant; PII=84	84
Citric Acid	not stated	rabbits	acute dermal irritation/corrosion study	slightly irritating; avg erythema score = 0.33	85
Citric Acid	60% pure	NZW rabbits, 5M/3F	0.5 ml; applications to 1 animal for 3 min, to 1 for 60 min, to the remainder for 4 h	3 min: very slight erythema 60 min: very slight erythema 4-hr: very slight-moderate to severe erythema, very slight-moderate edema, subsided to well-defined erythema and no edema after 48 h	86
Citric Acid	100%	10 rabbits	5 g/kg were applied in an acute study (details not provided)	mild (n=3), moderate (n=4), and severe (n=2) erythema; mild (n=8) and moderate (n=2) edema	56
Citric Acid	15%	32 male Wistar rats	Evan's blue test: 2% Evan's blue was injected i.v. into the tail of rats; 0.1 ml was then injected intradermally to a site on the back; animals were killed after 0.5, 1, 3, and 6 h	statistically significantly more dye was extracted with Citric Acid compared to saline	87
Triethyl Citrate	40, 70, 100% in ethanol	4 F guinea pigs/gp	24 h, 8 mm occlusive patch; test sites scored 24 and 48 h after patch removal	barely perceptible erythema at 24 h in 1 animal of the 100% group	88
Triethyl Citrate	0.05-1.0% in 0.01% DBS/ saline	guinea pigs, 4 M/gp	intradermal injection, 0.1 ml; test sites scored after 24h	faint pink reaction at all test sites with all concentrations	88
Triethyl Citrate	100%	4 rabbits	5 g/kg were applied in an acute study (details not provided)	no irritation	12
Triethyl Citrate	15 and 33.3% in alcohol SDA 39C	3 albino rabbits	0.5 ml applied to a 2x2 (unites not given area of intact and abraded skin for 24 h with an occlusive covering	not a primary irritant; PII = 0	12
Triethyl Citrate	33.3% in pet	3 albino rabbits	as above	not a primary irritant; PII = 0	12
Trioctyldodecyl Citrate	neat	6 rabbits (sex not specified)	0.5 ml applied to intact and abraded skin for 24 h under an occlusive patch	not a primary skin irritant; PII = 0.00	71
<b>SENSITIZATION</b>					
Triethyl Citrate	induction: intradermal, 2.5% in 0.01% DBS/ saline epidermal, 100% challenge, 50% in absolute eth.	9 guinea pigs	Magnusson -Kligman GPMT; FCA was used at intradermal induction; occlusive patches were used during intradermal induction and at challenge	strong sensitizer; 9/9 animals sensitized after 2 challenges; primarily intense erythema, with some moderate and diffuse erythema, was observed	88
Tributyl Citrate	not provided	not provided	GPMT or LLNA (add'l details not provided)	negative	81
Trioctyldodecyl Citrate	0, 10, 50, 100% w/v in acetone/ olive oil (4:1, v/v)	5 mice	LLNA; 25 µl/ear were applied daily for 3 days; untreated and positive ( $\alpha$ -hexylcinnamic aldehyde) control were used	neat material was considered a mild sensitizer; the SI for the concentrations tested ranged from 1.1 to 3.1	71

**Table 8.** Dermal irritation and sensitization

Test Article	Concentration	Test Pop.	Procedure	Results	Reference
<b>HUMAN</b>					
<b>IRRITATION</b>					
Citric Acid	0.3N solution (vehicle not specified)	not specified	stinging potential was evaluated by applying 0,1-0.2 ml to an abraded site on the forearm for ≤5 min; sig. change measured as difference from first to last day of dosing	citric acid produced the most painful stinging response: citric, acetic >> aconitic>tar-taric>ascorbic; citric acid has scored quite low when inter-compared to other acids for primary irritancy	89
Citric Acid	5% aq., pH 2	20 subjects, 14F/6M	50 µl applied to the back using 12 mm occlusive patch each AM; each PM, either the same patch or 0.5% aq SLS was applied; procedure repeated for 4 days; irritation was measured by visual scoring, TEWL, and skin color reflectance	no irritation with citric acid alone; exposure with SLS caused a clear irritant reaction, however, this reaction was less than that seen 1x daily exposure to SLS	90
Citric Acid	5% aq., pH 4	as above	as above	no irritation with citric acid alone; exposure with SLS caused a clear irritant reaction, however, this reaction was less than that seen 1x daily exposure to SLS	90
Citric Acid, in hand cleansers (A and B; % Citric Acid not given)	neat	12 subjects/group	use test; product was applied ≥20/day for 2 wks; s.c. hydration was measured with a corneometer; TEWL measured with an evaporation meter; sig. determined as above	Δ erythema: A, ~0.3; B, ~0.7 TEWL: A, ~4 g/m <sup>2</sup> /h (P≤0.5); B, ~1.25 g/m <sup>2</sup> /h Δ s.c. hydration: A, ~ -1; B, ~ -1.9	91
hand cleansers as above (A&B), plus a 3 <sup>rd</sup> cleanser (not def.)	neat	8 subjects/group	forearm wash test; each group received 2 products to apply simultaneously; forearms were washed for 1 min 2x, then rinsed for 30 sec; sig. changes measured as above	Δ erythema: A, ~0.7 (p≤0.5); B, ~0.45 TEWL: A, ~11 g/m <sup>2</sup> /h (p≤0.5); B, 8 g/m <sup>2</sup> /h (p≤0.5) Δ s.c. hydration: A, ~ -9.5 (p≤0.5); B, ~ -8	91
hand cleansers as above (A&B), 2 addl. cleanser (not def.)	10%	40 subjects	patch test; 50 µl of each cleanser applied using 12 mm Finn chambers; 48 h	Δ erythema: A, ~2.7 (p≤0.5); B, ~2.25 (p≤0.5) TEWL: A, 14 g/m <sup>2</sup> /h; B, ~7.9 g/m <sup>2</sup> /h, diff. btwn. A&B (p≤0.5) Δ s.c. hydration: A, ~ -7.9 (p≤0.5); B, ~ -7.7 (p≤0.5)	91
Citric Acid	1% aq.	133 oral disease patients	48 h patch test, occlusive	no positive reactions	92
Citric Acid	2.5% aq.	49 atopic; 56 non-atopic patients	20 min occlusive application	no immediate (non-immunologic contact urticaria) reactions	93
Citric Acid	not stated (most likely 100%)	702 contact dermatitis patients	Finn chambers were applied the back using Scanpore tape; 48 h	no reactions	94
Sodium Citrate	10% aq.	49 atopic; 56 non-atopic patients	20 min occlusive application	no immediate (non-immunologic contact urticaria) reactions	93
Triethyl Citrate	20% in pet.	22 subjects	48- closed patch test	not irritating	12

**Table 8.** Dermal irritation and sensitization

Test Article	Concentration	Test Pop.	Procedure	Results	Reference
<b>SENSITIZATION</b>					
Citric Acid	2.5% aq.	91 patients w/chronic urticaria or angioedema	skin prick test	positive results in 3 patients; 1 of the positive reactors also reacted to benzoic and propionic acids	95
Triethyl Citrate	15% in alcohol 39C	41 subjects 5 males 36 females	HRIPT; 0.5 ml applied to a Webril patch affixed to an elastic bandage; 9 24-h patches were applied during induction; challenge patches were applied to the test site and an untested site	not a primary irritant (no information was given regarding sensitization)	12
Triethyl Citrate	33.3% in alcohol 39C	41 subjects 10 males 31 females	HRIPT; as above	not a primary irritant or a sensitizer	12
Triethyl Citrate	33.3% in pet	45 subjects 10 males 35 females	HRIPT; as above, except that 0.4 ml was applied	not a primary irritant or as a sensitizer	12
Triethyl Citrate	15% in alcohol (SDA 39C)	26 subjects	Modified Maximization study: <u>induction</u> : 5 alternate 48-h occlusive patches applied to the back or forearm, with 2.5% SLS pre-treatment; <u>challenge</u> : 48-h semi-occlusive patch, with 2.5% SLS pretreatment	not a sensitizer according to the Kligman scale; rxns at induction ranged from mild erythema to erythema and edema with vesiculation and/or ulceration; rxns at challenge included minimal to well-defined erythema	12
Triethyl Citrate	33.3% in pet	25 subjects	as above	1 subject was not patched during challenge due to rxns to substances during induction; rxns at induction included minimal erythema to erythema and edema; rxns at challenge included minimal to well-defined erythema; not a sensitizer according to the Kligman scale	12
Triethyl Citrate	20% in pet.	22 subjects	maximization test: <u>induction</u> : 5 alternate 48-h occlusive patches applied to the forearm, with 5% aq. pre-treatment with the 1 <sup>st</sup> patch only; <u>challenge</u> : 48-h semi-occlusive patch, with 5% SLS pretreatment (occlusive)	not a sensitizer	12
Triethyl Citrate	100%	59 subjects	HRIPT; 0.4 ml, 20 x 20 mm Webril pad applied with a 40 x 40 mm adhesive square; 9 induction patches	not an irritant or a sensitizer	96
Tristearyl Citrate	25% in olive oil; heated until soluble	110 subjects	HRIPT; 0.2 ml applied to a 1sq. in. pad of a semi-occlusive patch; induction patches applied 3x/wk for 3 wks; a challenge patch was applied after 2 wks	not a primary irritant or sensitizer	97

**Table 8.** Dermal irritation and sensitization

Test Article	Concentration	Test Pop.	Procedure	Results	Reference
Triisostearyl Citrate	neat	114 subjects	HRIPT; 150 µl applied to a 2 cm <sup>2</sup> absorbent pad of an occlusive patch; induction patches applied 4x/wk for 3 wks; 4 challenge applications were made on a previously untreated site	not an irritant or a sensitizer	67
Trioctyldodecyl Citrate	neat	105 subjects	HRIPT; 150 µl applied to a 2 cm <sup>2</sup> absorbent pad under a 4 cm <sup>2</sup> occlusive covering; induction patches applied 4x/wk for 3 wks; 4 challenge applications were made on a previously untreated site	not an irritant or a sensitizer	71
Laureth-7 Citrate	10%, with pH adjusted to 5.5 (vehicle not given)	100 subjects	HRIPT; .2 ml applied to a 3/4 sq. in. pad of an occlusive patch; induction patches applied 3x/wk for 3 wks; a challenge patch was applied after 2 wks	not an irritant or a sensitizer	98

Abbreviations: DBS – dodecylbenzenesulfonate; FCA – Freund’s complete adjuvant; GPMT – guinea pig maximization test; HRIPT – human repeated insult patch test; LLNA – local lymph node assay; pet – petrolatum; PII- primary irritation index; SLS – sodium lauryl sulfate; TEWL – transepidermal water loss

**Table 9. Mucosal irritation studies**

Test Article	Concentration/Dose	Animals/Gp	Method	Results	Reference
<b>ALTERNATIVE STUDIES</b>					
Citric Acid	2% in NaCl	---	luminescent bacteria toxicity test (Microtox <sup>®</sup> test)	moderate/ severe ocular irritant; EC <sub>50</sub> =14 mg/l	99
Citric Acid	undiluted	---	EYTEX assay	severe/extreme irritant; EDE>51	100
Triisostearyl Citrate	10% in corn oil	---	MatTek EpiOcular <i>in vitro</i> toxicity assay ; 100 µl	non-irritating; ET <sub>50</sub> >256 min	101
Laureth-7 Citrate	5% active	---	300 µl; HET-CAM test; reactive-time method	slightly irritating; irritation value of 0.00	102
<b>NON-HUMAN STUDIES</b>					
Citric Acid (hydrate)	5.0% (0.26 M); pH 2.1	6 NZW rabbits.	modified Draize study; test material was placed directly on central portion of cornea; eyes rinsed in 1 gp	no corneal opacity in rinsed or unrinsed eyes; conjunctivitis in all animals through day 7 (details not given)	103
Citric Acid	10 and 30% aq.	3 NZW rabbits	0.1 ml; Draize eye irritation study	10%: PII = 9.3; minimally irritating 30%: PII = 16.0; mildly to moderately irritating	104
Citric Acid	not given	rabbits	acute eye irritation/corrosion study	avg. scores (24-72 h): cornea=2.8; iris = 0.0; conjunctiva = 1.7	85
Triethyl Citrate	15 and 33.3% in alcohol SDA 39C	3 NZW rabbits	0.1 ml; Draize eye irritation study	both concentrations: conjunctival irritation and corneal involvement which did not clear by day 7	12
Triethyl Citrate	33.3% in pet	3 NZW rabbits	0.1 ml; Draize eye irritation study	conjunctival irritation and corneal involvement cleared on day 7	12
Trioctyldodecyl Citrate	neat	6 rabbits	0.1 ml; Draize eye irritation study	non-irritating; MMTS = 0.00	71
Abbreviations: EC <sub>50</sub> – concentration causing a 50% reduction in light; EDE – EYTEX/Draize equivalent; ET <sub>50</sub> - % viability 50%; MMTS-maximum mean total score; NZW – New Zealand white					

## REFERENCES

1. Anastassiadis, S., Morgunov, I. G., Kamzolova, S. V., and Finogenova, T. V. Citric acid production patent review. *Recent Pat Biotechnol.* 2008;2(2):107-123.
2. Food and Drug Administration (FDA). Guidance: Labeling for Cosmetics Containing Alpha Hydroxy Acids. Guidance for Industry, Labeling for Topically Applied Cosmetic Products Containing Alpha Hydroxy Acids as an Ingredient. <http://www.fda.gov/Cosmetics/GuidanceComplianceRegulatoryInformation/GuidanceDocuments/ucm090816.htm>. 2005. Date Accessed 6-7-2011.
3. Andersen FA. Final report on the safety assessment of glycolic acid, ammonium, calcium potassium, and sodium glycolates, methyl, ethyl, propyl, and butyl glycolates, and lactic acid, ammonium, calcium, potassium, sodium and TEA-lactates, methyl, ethyl, isopropyl, and butyl lactates, and lauryl, myristyl, and cetyl lactates. *Int J Toxicol.* 1998;17:(Suppl 1):1-241.
4. Merck & Co., Inc. The Merck Index. <http://themerckindex.cambridgesoft.com/themerckindex/Forms/Home/ContentArea/Home.aspx>. 2010. Date Accessed 4-8-2011.
5. Berovic, M. and Legisa, M. Citric acid production. *Biotechnol Annu Rev.* 2007;13:303-343.
6. de Guertechin, Luis Oldenhove. Surfactants: Classification. Chapter: 71. Barel, Andre O., Paye, Marc, and Maibach, Howard I. In: *Handbook of Cosmetic Science and Technology*. 3rd ed. Informa Healthcare; 2009:769-770.
7. Food and Drug Administration (FDA). Code of Federal Regulations, 21CFR184.1195 Calcium citrate. <http://www.accessdata.fda.gov/scripts/cdrh/cfdocs/cfCFR/CFRSearch.cfm?FR=184.1195&CFRPart=&FRSearch=>. 4-1-2010. Date Accessed 4-17-2011.
8. Food and Drug Administration (FDA). Code of Federal Regulations, 21CFR184.1298 Ferric citrate. <http://www.accessdata.fda.gov/scripts/cdrh/cfdocs/cfCFR/CFRSearch.cfm?FR=184.1298&CFRPart=&FRSearch=>. 4-1-2010. Date Accessed 4-17-2011.
9. Food and Drug Administration (FDA). Code of Federal Regulations, 21CFR184.1449 Manganese citrate. <http://www.accessdata.fda.gov/scripts/cdrh/cfdocs/cfCFR/CFRSearch.cfm?FR=184.1449&CFRPart=&FRSearch=>. 4-1-2010. Date Accessed 4-17-2011.
10. Archer Daniels Midland Co. Process stages: potassium citrate, USP/FCC. 2010. Unpublished data submitted by the Council on Nov. 19, 2010. (1 p).
11. Food and Drug Administration (FDA). Code of Federal Regulations, 21CFR184.1140 Ammonium citrate, dibasic. <http://www.accessdata.fda.gov/scripts/cdrh/cfdocs/cfCFR/CFRSearch.cfm?FR=184.1140&CFRPart=&FRSearch=>. 4-1-2010. Date Accessed 4-17-2011.
12. Research Institute for Fragrance Materials (RIFM). RIFM data synopsis on triethyl citrate. 2011. Unpublished document submitted by RIFM on March 21, 2011. (33 pp).
13. Personal Care Products Council. Information on trisostearyl citrate and triethyl dodecyl citrate. 1-4-2011. Unpublished data submitted by the Council on Jan 4, 2011. (1 p).
14. Cognis. Data profile on Plantapon® LC 7 (laureth-7 citrate). 2011. Unpublished data submitted to the Council on Feb 22, 2011. (3 pp).
15. Archer Daniels Midland Co. Citric acid anhydrous, USP/FCC. 2010. Unpublished data submitted by the Council on Nov. 19, 2010. (1 p).
16. Archer Daniels Midland Co. Potassium citrate, USP/FCC. 2010. Unpublished data submitted by the Council on Nov. 19, 2010. (1 p).
17. Life Sciences Research Office. Evaluation of the health aspects of citric acid, sodium citrate, potassium citrate, calcium citrate, ammonium citrate, triethyl citrate, isopropyl citrate, and stearyl citrate as food ingredients. 1977. Prepared for the Bureau of Foods of the Food and Drug Administration, Contract No. FDA 223-75-2004.



18. Gottschalck T.E. and Bailey, J. E. International Cosmetic Ingredient Dictionary and Handbook. Washington, DC: Personal Care Products Council, 2010.
19. Food and Drug Administration (FDA). Frequency of use of cosmetic ingredients. *FDA Database*. 2011. Washington, DC: FDA.Updated February.
20. Personal Care Products Council. Concentration of use on additional citrate ingredients. 3-15-2011. Unpublised data submitted by the Council on march 15, 2011. (1 p).
21. Personal Care Products Council. Updated concentration of use by FDA product category: Citric acid and its salts and esters. 1-28-2011. Unpublished data submitted by the Council of Jan 28, 2011. (9 pp).
22. Personal Care Products Council. Concentration of use by FDA product category: Citric acid and its salts and esters. 1-6-2011. Unpublished data submitted by the Council on Jan 6, 2011. (9 pp).
23. European Commission. European Commission Health and Consumers Cosmetic Cosing database.  
<http://ec.europa.eu/consumers/cosmetics/cosing/index.cfm?fuseaction=search.simple>. 2011. Date Accessed 2-25-2011.
24. European Commission. European Commission Health and Consumers Cosmetic Cosing [Cosmetics Directive (v.1)] - Annex III/24. <http://ec.europa.eu/consumers/cosmetics/cosing/index.cfm?fuseaction=search.details&id=28271&back=1>. 2011. Date Accessed 2-25-2011.
25. Food and Drug Administration (FDA). Code of Federal Regulations Title 21, Chapter 1, Subchapter B, Part 184. Direct food substances affirmed as generally recognized as safe.  
<http://www.accessdata.fda.gov/scripts/cdrh/cfdocs/cfCFR/CFRSearch.cfm?FR=184.1911&CFRPart=&FRSearch=>. 4-1-2010. Date Accessed 3-14-2011.
26. Food and Drug Administration (FDA). Code of Federal Regulations, Title 21.  
<http://www.accessdata.fda.gov/scripts/cdrh/cfdocs/cfCFR/CFRSearch.cfm>. 4-1-2011. Date Accessed 3-14-2011.
27. Organisation for Economic Co-operation and Development (OECD). SIDS Initial Assessment Report - Citric Acid (CAS No. 77-92-9). <http://www.chem.unep.ch/irptc/sids/OECDIDS/77929.pdf>. =United Nations Environment Programme (UNEP) Chemicals: 2001. Date Accessed 3-13-2011.
28. Hamm LL. Renal handling of citrate. *Kidney International*. 1990;38:728-735.
29. Tracor-Jitco, Inc. Scientific Literature Reviews on Generally Recognized as Safe (GRAS) food ingredients. Citric acid. 1974. NTIS No. PB-241 967.
30. Fouda HG. Safety assessment of citroflex plasticizers in vitro by serum, liver and intestinal enzymes. 1982. Unpublished data submitted by the Cosmetic, Toiletry, and Fragrance Association on Dec 4, 1998. (31 pp).
31. Slanina P, Falkeborn Y, Frech W, and Cedergren A. Aluminum concentrations in the brain and bone of rats fed citric acid, aluminum citrate or aluminum hydroxide. *Fd Chem Toxic*. 1984;22(5):391-397.
32. Vittori D, Nesse A, Pérez G, and Garbossa G. Morphologic and functional alterations of erythroid cells induced by long-term ingestion of aluminum. *J Inorg Biochem*. 1999;76:113-120.
33. Madhavi, D. L. and Salunkhe, D. K. Toxicological aspects of food antioxidants. Madhavi, D. L., E, and D.K.SALUNKHE. In: *Food science and technology (New york)*, 71. NEW YORK, NEW YORK, USA; BASEL, SWITZERLAND: MARCEL DEKKER, INC.; 1996:267-359.
34. Nicolau G, Dahlin DC, Kohlbrenner M, Chan PS, Ronsberg MA, Saunders TK, Yacobi A, and Cervoni P. Skin metabolism and transdermal absorption of viprostol, a synthetic PGE<sub>2</sub> analog, in the rat: Effect of vehicle. *Skin Pharmacol*. 1989;2:22-29.
35. Deuel, H. J., Jr., Greenberg, S. M., Calbert, C. E., Baker, R., and Fisher, H. R. Toxicological studies on isopropyl and stearyl citrates. *Food Res*. 1951;16(3):258-280.
36. Finkelstein, M. and Gold, H. Toxicology of the citric acid esters: tributyl citrate, acetyl tributyl citrate, triethyl citrate, and acetyl triethyl citrate. *Toxicol Appl Pharmacol*. 1959;1(3):283-298.
37. Meyers DB, Autian J, and Guess WL. Toxicity of plastics used in medical practice. II. Toxicity of citric acid esters used as plasticizers. *J Pharm Sci*. 1964;53(7):774-777.

38. Gomez M, Domingo JL, and Llobet JM. Developmental toxicity evaluation of oral aluminum in rats: Influence of citrate. *Neurotoxicol Teratol.* 1991;13:323-328.
39. Bechter, R. and Brouillard, J. F. The effects of different chemical forms of a test compound on embryotoxicity, distribution and metabolism in vitro. *Toxicol In Vitro.* 1988;2(3):181-188.
40. Brown-Woodman PDC, Post EJ, Chow PYW, and White IG. Effects of malonic, maleic, citric, and caffeic acids on the motility of human sperm and penetration of cervical mucus. *Int J Fertil.* 1985;30(3):38-44.
41. Bala S and Grover IS. Antimutagenicity of some citrus fruits in *Salmonella typhimurium*. *Mutat Res.* 1989;222(141):148.
42. National Toxicology Program. Salmonella study overview with aluminum citrate. Study A14572. [http://ntp-apps.niehs.nih.gov/ntp\\_tox/index.cfm?fuseaction=salmonella.salmonellaData&endpointlist=SA&study%5Fno=A14572&cas%5Fno=31142%2D56%2D0&activetab=detail](http://ntp-apps.niehs.nih.gov/ntp_tox/index.cfm?fuseaction=salmonella.salmonellaData&endpointlist=SA&study%5Fno=A14572&cas%5Fno=31142%2D56%2D0&activetab=detail). 2003. Date Accessed 4-19-2011.
43. Ghadishah D and Gorchynski J. Airway compromise after routine alpha-hydroxy facial peel administration. *Journal of Emergency Medicine.* 2002;22(4):353-355.
44. Smith WP. Comparative effectiveness of  $\alpha$ -hydroxy acids on skin properties. *Int J Cosmet Sci.* 1996;18(2):75-83.
45. Smith WP. Hydroxy acids and skin aging. *Cosmetics & Toiletries.* 1994;109:41-48.
46. Green BA and Wildnauer RH. Effect of 10%, 20%, and 25% alpha-hydroxyacid (citric acid) formulations on skin morphology. 2000. Cited in RIFM (2011) RIFM data synopsis on citric acid.
47. Bernstein, E. F., Underhill, C. B., Lakkakorpi, J., Ditre, C. M., Uitto, J., Yu, R. J., and van Scott, E. Citric acid increases viable epidermal thickness and glycosaminoglycan content of sun-damaged skin. *Dermatol Surg.* 1997;23(8):689-694.
48. Ditre CM, Griffin TD, Murphy GF, Sueki H, Telegan B, Johnson WC, Yu RJ, and van Scott EJ. Effects of  $\alpha$ -hydroxy acids on photoaged skin: A pilot clinical, histologic, and ultrastructural study. *J Am Acad Dermatol.* 1996;34:187-195.
49. Berardesca E. Alpha hydroxy acids. *Handb.Cosmet.Sci.Technol.* 2001. CAPLUS AN 2001:697206(Conference; General Review).
50. Akeson, M. A. and Munns, D. N. Lipid bilayer permeation by neutral aluminum citrate and by three alpha-hydroxy carboxylic acids. *Biochim Biophys Acta.* 1989;984(2):200-206.
51. Laude EA, Higgins KS, and Morice AH. A comparative study of the effects of citric acid, capsaicin and resiniferatoxin on the cough challenge in guinea-pig and man. *Pulmonary Pharmacology.* 1993;6:171-175.
52. Barros MJ, Zammattio SJ, and Rees PJ. Importance of inspiratory flow rate in the cough response to citric acid inhalation in normal subjects. *Clinical Science.* 1990;78:521-525.
53. Allott C, Evan DP, and Marshall PW. A model of irritant-induced bronchoconstriction in the spontaneously breathing guinea-pig. *Br J Pharmac.* 1980;71:165-168.
54. ACD/Labs. Advanced Chemistry Development (ACD/Labs) Software. 2011. (11.02):As cited in Chemical Abstracts Services Registry. Date Accessed 2011
55. American Chemistry Council. U.S. High Production Volume (HPV) Chemical Challenge Program. Robust summaries for acetic acid and salts category. <http://www.epa.gov/HPV/pubs/summaries/acetisalt/c13102rt.pdf>. 6-28-2001. Date Accessed 4-8-2011.
56. Research Institute for Fragrance Materials (RIFM). RIFM data synopsis on citric acid. 2011. Unpublished document submitted by RIFM on March 21, 2011. (39 pp).
57. Archer Daniels Midland Co. Solubility of citric acid in water. 2010. Unpublished data submitted by the Council on Nov. 19, 2010. (1 p).
58. Archer Daniels Midland Co. pH of citric acid-sodium citrate solutions. Unpublished data submitted by the Council on Nov. 19, 2010. (1 p).

59. European Commission - European Chemicals Bureau. IUCLID Dataset - Sodium Dihydrogen Citrate. <http://ecb.jrc.ec.europa.eu/iuclid-datasheet/18996355.pdf>. 2-18-2000. Date Accessed 3-13-2011.
60. National Institute for Occupational Safety and Health. International Chemical Safety Cards: trisodium citrate anhydrous. <http://www.cdc.gov/niosh/ipcsneng/neng1218.html>. 1994. Date Accessed 3-14-2011.
61. European Commission - European Chemicals Bureau. IUCLID Dataset - Trisodium Citrate. <http://ecb.jrc.ec.europa.eu/iuclid-datasheet/68042.pdf>. 2-19-2000. Date Accessed 3-13-2011.
62. Research Institute for Fragrance Materials (RIFM). RIFM data synopsis on sodium citrate. 2011. Unpublished document submitted by RIFM on March 21, 2011. (11pp).
63. Gooding CM, Vahlteich HW, and Neal RH. Citric acid esters. 1950. (US 2518678):
64. National Institute for Occupational Safety and Health. International Chemical Safety Cards: Triethyl Citrate. <http://www.cdc.gov/niosh/ipcsneng/neng1350.html>. 1994. Date Accessed 3-14-2011.
65. Morflex, Inc. Citroflex<sup>®</sup> Citric Acid Esters. Technical Bulletin 101. 1998. Unpublished data submitted by the Cosmetic, Toiletry, and Fragrance Association on Dec 4, 1998. (15 pp).
66. Salit NI and Sadykov AS. Esters of citric and malic acid. *Zhurnal Obshchei Khimii*. 1963;33(8):2746-2748.
67. Product Investigations, Inc. Determination of the irritating and sensitizing propensities of EX-1028 (triisostearyl citrate) on human skin. Report: PII No. 22097. 5-29-2007. Unpublished data submitted by the Council on Jan 4, 2011. (12 pp).
68. Environmental Protection Agency. EPA R.E.D. Facts: Citric Acid. 1992. NTIS No. PB92-221837.
69. Amidon GE, Peck, GE, Block LH, Moreton RC, Katdare A, Lafaver R, and Sheehan C. Proposed new USP general information chapter, excipient performance. *Pharmacopeial Forum*. 2007;33(6):1311-1323.
70. Opdyke DLJ. Monographs on fragrance raw materials. Triethyl citrate. *Food Cosmet Toxicol*. 1979;17(4):389-390.
71. Lubrizol. G-66 Guerbet Ester (trioctyldodecyl citrate) toxicology studies. TOX-017. 1-12-2005. Tox summary data submitted by the Council on Jan 4, 2011. (2 pp).
72. Gruber, C. M., Jr. and Halbeisen, W. A. A study on the comparative toxic effects of citric acid and its sodium salts. *J Pharmacol Exp Ther*. 1948;94(1):65-67.
73. Al-Ani FY and Al-Lami SK. Absence of mutagenic activity of acidity regulators in the Ames Salmonella/microsome test. *Mutat Res*. 1988;206:467-470.
74. Ishidate M, Jr, Sofuni T, Yoshikawa K, Hayashi M, Nohmi T, Sawada M, and Matsuoka A. Primary mutagenicity screening of food additives currently used in Japan. *Fd Chem Toxicol*. 1984;(8):623-636.
75. Litton Bionetics, Inc. Mutagenic evaluation of compound FDA 71-54, citric acid. 1-8-1975. NTIS No. PB-245 463.
76. Hayes S, Gordon A, Sadowski I, and Hayes C. RK bacterial test for independently measuring chemical toxicity and mutagenicity: Short-term forward selection assay. *Mutat Res*. 1984;130:97-106.
77. Hartwig, A. and Schlepegrell, R. Induction of oxidative DNA damage by ferric iron in mammalian cells. *Carcinogenesis*. 1995;162(12):3009-3013.
78. Litton Bionetics, Inc. Mutagenic evaluation of compound. FDA 75-4. 006100-05-6, Potassium Citrate, NF. FCC Granular. 1975. NTIS #PB254518.
79. Litton Bionetics, Inc. Mutagenic evaluation of compound FDA 75-12. 006132-04-3, Sodium Citrate, USP, FCC hydrous, granular. 12-24-1975. NTIS No. PB254510.
80. Litton Bionetics, Inc. Mutagenic evaluation of compound FDA 75-10. 000077-93-0, Triethyl Citrate, FCC. 1976. NTIS No. PB257866.
81. Wolfreys AM and Basketter DA. Mutagens and sensitizers - An unequal relationship? *J Toxicol Cutaneous Ocul Toxicol*. 2004;23(3):197-205.

82. NOTOX B.V. Evaluation of the mutagenic activity of EX-1028 (triisostearyl citrate) in the *Salmonella typhimurium* reverse mutation assay and the *Escherichia coli* reverse mutation assay (with independent repeat). NOTOX Project No. 484965. 4-23-2007. Unpublished data submitted by the Council on Jan 4, 2011. (26 pp).
83. RCC. *Salmonella typhimurium* reverse mutation assay with C-SAT 030018 (laureth-7 citrate). RCC - CCR study no. 782500. 5-9-2003. Unpublished data submitted to the Council on Feb 22, 2011. (16 pp).
84. F. Hoffmann-LaRoche Ltd. Unpublished report, dermal irritation test, occlusive patch. 1984. Unpublished data cited in OECD 2001.
85. Kowalski RL and Hartnagel RE. Unpublished report; acute dermal and ocular irritation/corrosion study in rabbits. 1991. Unpublished data cited in OECD 2001.
86. Hill Top Biolabs, Inc. D.O.T. corrosivity potential study in rabbits of: citric acid solution, 60%. 1992. Unpublished data cited in American Chemistry Council (2001).
87. Sousa, S. M., Bramante, C. M., and Taga, E. M. Biocompatibility of EDTA, EGTA and citric acid. *Braz.Dent.J.* 2005;16:(1):3-8.
88. Unilever Limited. Sensitization potential of Citroflex A2, Citroflex A4, and Citroflex 2 (triethyl citrate) tested in guinea pigs. 1976. Unpublished data submitted by the Cosmetic, Toiletry, and Fragrance Association on May 12, 1999. (31 pp).
89. Laden K. Studies on irritancy and stinging potential. *J Soc Cosmet Chem.* 1973;24:385-393.
90. Schliemann-Willers S, Fuchs S, Kleesz P, Grieshaber R, and Elsner P. Fruit acids do not enhance sodium lauryl sulphate-induced cumulative irritant contact dermatitis in vivo. *Acta Derm Venereol.* 2005;85:206-210.
91. Spoo J, Wigger-Alberti W, Berndt U, Fischer T, and Elsner P. Skin cleansers: Three test protocols for the assessment of irritancy ranking. *Acta Dermato-Venereol.* 2002;82:(1):13-17.
92. Torgerson RR, Davis MDP, Bruce AJ, Farmer SA, and Rogers RS. Contact allergy in oral disease. *J Am Acad Dermatol.* 2007;57:315-321.
93. Lahti, A. Nonimmunologic contact urticaria. *Acta Dermato.-Venereol Suppl.* 1980;60:(91):1-49.
94. Reider N, Issa A, Hawranek T, Schuster C, Aberer W, Kofler H, Fritsch P, and Hausen BM. Absence of contact sensitization to *Aloe vera* (L.) Burm. f. *Contact Dermatitis.* 2005;53:332-334.
95. Malanin G and Kalimo K. The results of skin testing with food additives and the effect of an elimination diet in chronic and recurrent urticaria and recurrent angioedema. *Clinical and Experimental Allergy.* 1989;19:539-543.
96. Hill Top Research. Repeated insult patch test on Citroflex 2 liquid (triethyl citrate), Citroflex A-2 liquid, and Citroflex A-4 liquid. 2-24-1978. Unpublished data submitted by the Cosmetic, Toiletry, and Fragrance Association on Dec 4, 1998. (3 pp).
97. Consumer Product Testing Co. Repeated insult patch test on test material C-SAT 020029 (tristearyl citrate). Experiment Ref. No. C02-0279.01. 2002. Unpublished data submitted by the Council on Dec 10, 2010. (14 pp).
98. Consumer Product Testing Co. Repeated insult patch test with C-SAT 030018 (laureth-7 citrate). Experiment Ref. No. C03-0386.01. 2003. Unpublished data submitted to the Council on Feb 22, 2011. (13 pp).
99. Bulich AA, Tung K-K, and Scheibner G. The luminescent bacteria toxicity test: Its potential as an in vitro alternative. *J Biolumin Chemilumin.* 1990;5:71-77.
100. Gordon VC. Utilization of biomacromolecular *in vitro* assay systems in the prediction of *in vivo* toxic responses. *Lens and Eye Toxicity Research.* 1992;9:(3&4):211-227.
101. Consumer Product Testing Co. The MatTek corporation EpiOcular™ tissue model *in vitro* toxicity testing system. Experiment Ref. No. V04-0142-3. 2004. Unpublished data submitted to the Council on Jan 4, 2011. (5 pp).
102. Henkel KGaA. Final report on the *in vitro* HET-CAM [HCl] - reaction time method - with BHL-Fo-115 "H" (laureth-7 citrate) tested as 5% active substance. 2002. Unpublished data submitted to the Council on Feb 22, 2011. (5 pp).

103. Murphy JC, Ostenberg RE, Seabaugh VM, and Bierbower GW. Ocular irritancy responses to various pHs of acids and bases with and without irrigation. *Toxicology*. 1982;23:(4):281-291.
104. F. Hoffmann-LaRoche Ltd. Unpublished report; Draize ocular irritation study in rabbits. Unpublished data cited in OECD 2001.